



PRODUCTS 2023




# PRODUCTS 2023



# NEW!




## ELECTRIC



Haber EHB 12



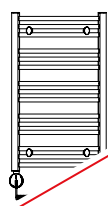
Billo EBL 10



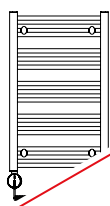
Boston EB0 11



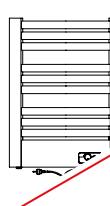
Hiacynt EH0 13



EDT 14



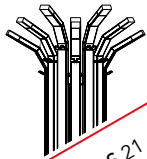
EPT 15



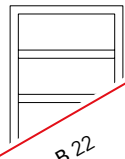
EQB 16



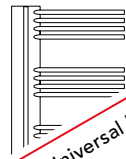
# ENIX CREATE



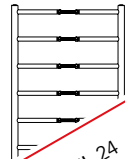
Bambus BS 21



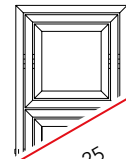
Boston B 22



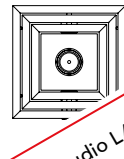
Elit Universal EU  
23



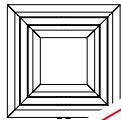
Flexi FL 24



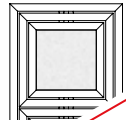
Libra L 25



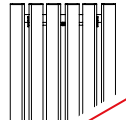
Libra Audio LA 26



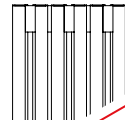
Libra Soft LS 27



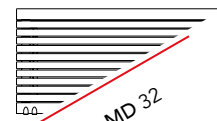
Libra Batik LB 29



Mango Light ML  
30



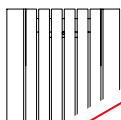
Mango Light ML  
31



Madera MD 32



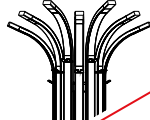
Madera Plus MDP  
33



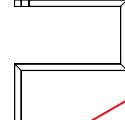
Memfis MS 34



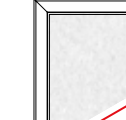
Memfis Plus MSP  
35



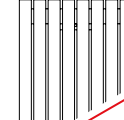
Palma PL 36



Ruban RB 37



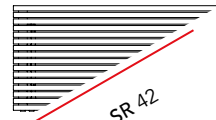
Rama Batik RMB  
39



Santos ST 40



Santos Plus STP  
41



Sorento SR 42



Sorento Plus SRP  
43

4 **Important information**

5 **Legend**

6-7 **Color palette**



88 Electric heater with a remote GH

89 Electric heater GHE

90 Electric heater GV



94 Three-way connectors

94 Extensions, rosettes

94 Connectors

95-96 Valves i connectors

97-98 Hangers

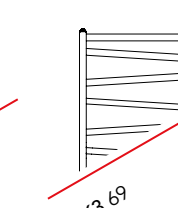
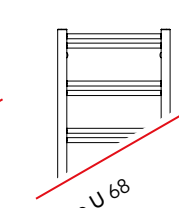
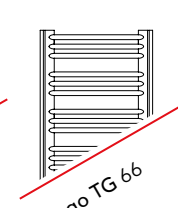
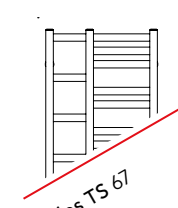
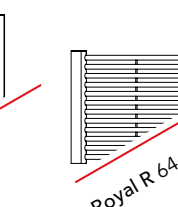
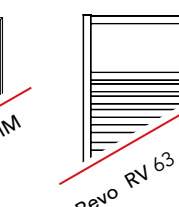
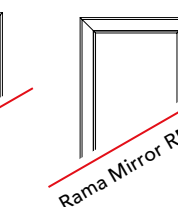
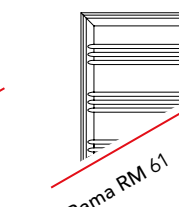
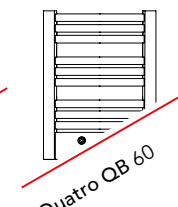
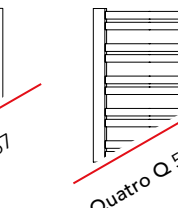
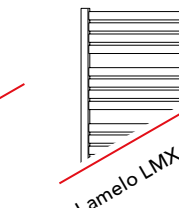
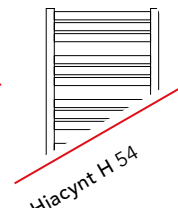
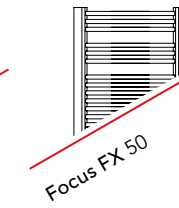
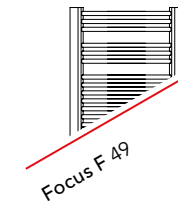
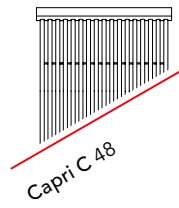
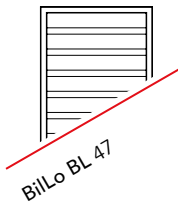
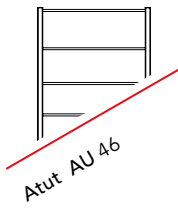
98 Color charts



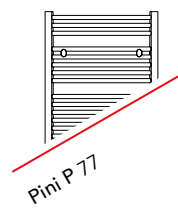
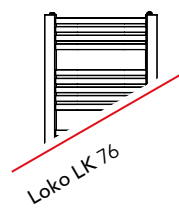
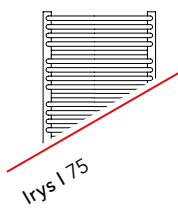
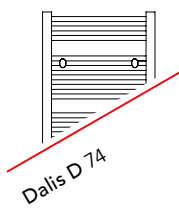
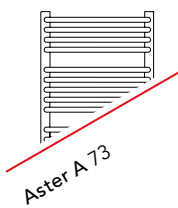
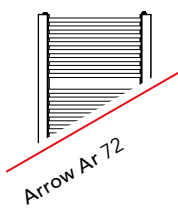
102-105 Radiator connection diagrams



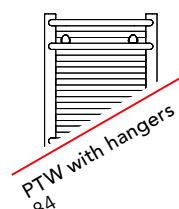
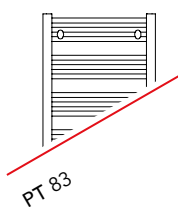
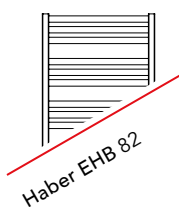
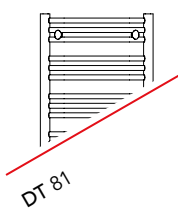
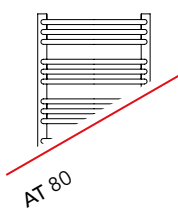
## DECORATIVE RADIATORS



## TOWEL RADIATORS



## ECO SERIES





## IMPORTANT INFORMATION

### I AVAILABILITY

Radiators are available within 14 working days. Exceptions include:

- Enix Create (Madera Plus MDP, Memphis Plus MSP, Santos Plus STP and Sorento Plus SRP - lead time - 21 working days).
- Enix Create "Batiki"- minimum lead time - 30 working days.
- Panel radiators - lead time 14-55 working days.

### II COLOR

- No surcharges apply to radiators from the Enix Create group.
- An extra fee for color customization is applicable, as per the current price list, for all remaining radiator groups and supplementary elements.
- Panel radiators with a size over 2500 mm are only available in glossy RAL 9016 color.
- Memphis MS, Memphis Plus MSP, Madera MD, Madera Plus MDP, Santos ST, Santos Plus STP, Sorento SR, Sorento Plus SRP, Palma PL, Bambus BS and panel radiators, do not come in double-layer colors.
- Sotti SO does not come in double-layer colors, Effect chrome, Glossy Silver, Effect Aluminium, RAL 9016 gloss and RAL 3020 gloss.

### III OTHER SURCHARGES

Transportation

- Transport outside of Poland is priced individually.

Structural modifications:

- Side connection and MM connection are available at the current price list.
- Non-standard dimensions radiators - individual pricing.

Radiator electrification

- ENIX Create series: **radiator price + heating element price.**
- other radiators: **radiator price + heating element price + filling with antifreeze fluid and sealing.**

### IV ADDITIONAL INFORMATION FOR PANEL RADIATORS:

- PLAINE, PLAINE ART and PLAINE LINE radiators come with L-type brackets for mounting (two brackets for lengths up to 1600 mm, three brackets for lengths from 1800 mm) and a Heimeier 4360 or 4361 valve insert (30x1,5 mm) without a thermostatic head, They are also equipped with installed plugs and an air vent.
- PLAINE VERTICAL and PLAINE ART VERTICAL radiators come with a Monclac mounting set, plugs, and an air vent.
- PLAINE, PLAINE ART, and PLAINE LINE radiator legs are available with color customization at an extra fee.
- We recommend using 2 pieces of legs for radiators up to 1800 mm in length, and 4 pieces for radiators above 1800 mm.
- For PLAINE and PLAINE ART, PLAINE LINE radiators, we suggest using the Schlosser Double H-valve for a V-type radiator set. (p. 95).
- For PLAINE VERTICAL and PLAINE ART VERTICAL radiators, we suggest using either the Schlosser Duoplex Thermostatic or the Oventrop Multiblock valves (p. 96).

### ATTENTION:

- ENIX radiators should be used in closed-loop heating systems. The use of radiators in open-loop central heating systems is allowed, provided they are protected in accordance with PN-91/B-02413, with the use of corrosion inhibitors.
- Panel radiators should not be used in areas with high humidity (e.g., swimming pool, sauna, bathhouse, greenhouse, bathroom).
- PLAINE VERTICAL and PLAINE ART VERTICAL radiators have defined left-sided supply.
- PLAINE, PLAINE ART, and PLAINE LINE radiators in the standard version have a connection set on the **right side**. Left-side version available upon special request.



– electrical device



– artwork included



– valve included



– option for heater connection /  
no option for heater connection



– hangers for mounting on radiators



– speaker included



– lighting included



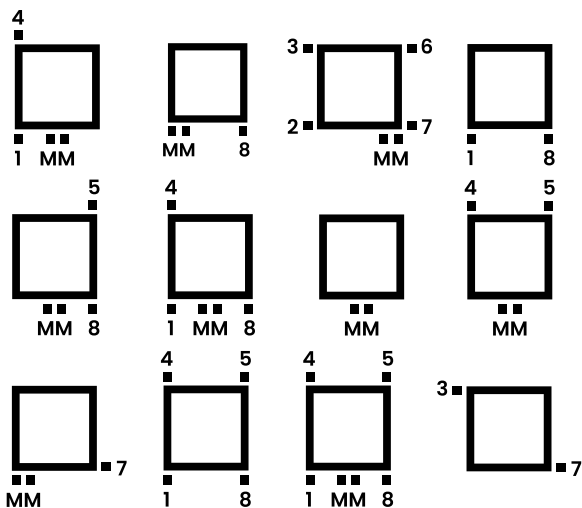
– remote included



– heating element adapter to fit the shape  
of the manifold



– warranty period



– connection type

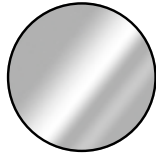


# ENIX PALETTE

## DOUBLE LAYER COLORS



SILVER METALIC (06)



EFFECT CHROME (25)



BRONZ METALIC (05)


## STRUCTURAL COLORS




RAL 9016 (L3)




CREME (10)



JASMIN (G4)



SEZAME (09)




NATURA (G2)



MACCHIATO (08)



VAN GOGH (H2)



VINTAGE (H3)



PICASSO (H0)



PORTER (11)



MOCCA (12)



SAPPHIRE (H1)




SILVER (07)




GRANITE (G3)



STONE (G5)



GRAPHITE (14)



ANTRACITE (13)



CARBON (G7)



BLACK LAKE (H4)

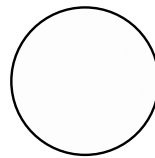


ANTRACYT RAL 7016 (N1)




RAL 6005 (N0)


## MATT AND GLOS




RAL 9016 GLOSS (01)




RAL 9016 MATT (02)



RAL 3020 SEMI-MATT (44)




RAL 3003 MATT (19)




MANHATTAN MATT (E4)  
RAL 7047



EFFECT ALUMINIUM  
MATT (G9)



GLOSSY SILVER (G8)



BLUE SKY SEMI-MATT (M0)



ROYAL PURPLE  
GLOSS (M9)



RAL 9005 MATT (21)







1000	2000	3000	4001	5000	6000	7000	8000	9002
1001	2001	3001	4002	5001	6001	7001	8001	9003
1002	2002	3002	4003	5002	6002	7002	8002	9004
1003	2003	3004	4004	5003	6003	7003	8003	9011
1004	2004	3005	4005	5004	6004	7004	8004	9017
1005	2008	3007	4006	5005	6005	7005	8007	9018
1006	2009	3009	4007	5007	6006	7006	8008	
1007	2010	3011	4008	5008	6007	7008	8011	
1011	2011	3012	4009	5009	6008	7009	8012	
1012	2012	3013	4010	5010	6009	7010	8014	
1013		3014		5011	6010	7011	8015	
1014		3015		5012	6011	7012	8016	
1015		3016		5013	6012	7013	8017	
1016		3017		5014	6013	7015	8019	
1017		3018		5015	6014	7016	8022	
1018		3020		5017	6015	7021	8023	
1019		3022		5018	6016	7022	8024	
1020		3027		5019	6017	7023	8025	
1021		3031		5020	6018	7024	8027	
1023				5021	6019	7026	8028	
1024				5022	6020	7030		
1027				5023	6021	7031		
1028				5024	6022	7032		
1032					6024	7033		
1033					6025	7034		
1034					6026	7035		
1037					6027	7036		
					6028	7037		
					6029	7038		
					6032	7039		
					6033	7040		
					6034	7042		
						7043		
						7044		
						7045		
						7046		
						7047		

**CAUTION!**

Bambus BS, Palma PL, Madera MD, Madera Plus MDP, Sorento SR, Sorento Plus SRP, Memphis MS, Memphis Plus MSP, Santos ST, Santos Plus STP radiators and PANEL RADIATORS **are not available in double-layer metallic colors.**

PANEL RADIATORS with a size over 2500 mm are only available in glossy RAL 9016 color.



## ELECTRIC

Billo EBL .....	10
Boston EB0.....	11
Haber EHB.....	12
Hiacynt EH0.....	13
EDT .....	14
EPT .....	15
Quatro EQB.....	16



ELECTRIC



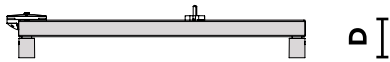
# BILLO EBL

Standard color – RAL 9016



Index*	Description	Width (mm)	Width including heater (mm)	Height (mm)	Height including heater (mm)	Depth (mm)	Power (W)
EBL0430083001E2N0000	Billo EBL 0430 0830 white RAL9016 gloss	430	453	830	925	65-70	300
EBL0430103001E2N0000	Billo EBL 0430 1030 white RAL9016 gloss	430	453	1030	1125	65-70	300
EBL0430123001E2N0000	Billo EBL 0430 1230 white RAL9016 gloss	430	453	1230	1325	65-70	300
EBL0430153001E2N0000	Billo EBL 0430 1530 white RAL9016 gloss	430	453	1530	1625	65-70	300
EBL0530083001E2N0000	Billo EBL 0530 0830 white RAL9016 gloss	530	553	830	925	65-70	300
EBL0530103001E2N0000	Billo EBL 0530 1030 white RAL9016 gloss	530	553	1030	1125	65-70	300
EBL0530123001E2N0000	Billo EBL 0530 1230 white RAL9016 gloss	530	553	1230	1325	65-70	300
EBL0530153001E2N0000	Billo EBL 0530 1530 white RAL9016 gloss	530	553	1530	1625	65-70	300
EBL0630083001E2N0000	Billo EBL 0630 0830 white RAL9016 gloss	630	653	830	925	65-70	300
EBL0630103001E2N0000	Billo EBL 0630 1030 white RAL9016 gloss	630	653	1030	1125	65-70	300
EBL0630123001E2N0000	Billo EBL 0630 1230 white RAL9016 gloss	630	653	1230	1325	65-70	300
EBL0630153001E3N0000	Billo EBL 0630 1530 white RAL9016 gloss	630	653	1530	1625	65-70	600

\*Indexes apply to radiators in color white RAL9016 gloss color.





THERMOSTAT  
in chrome color

### WHEN PLACING AN ORDER

IT IS NECESSARY TO SPECIFY ON WHICH SIDE THE HEATER SHOULD BE MOUNTED

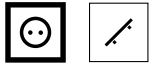


Billo EBL 430x830  
the heater on the left side



Billo EBL 430x830  
the heater on the right side

\*\*Available in all colors offered by ENIX. The thermostat is available in white, black matte, silver, and chrome colors.  
 STD prices apply to towel warmers in the standard color: white RAL9016. Dedicated accessories on page 94. Custom sizes available upon request.  
**When placing an order, it is necessary to specify on which side the heater should be mounted.**

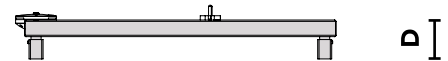


## BOSTON EB0

Sample color – RAL 9016

Index*	Description	Width (mm)	Width including heater (mm)	Height (mm)	Height including heater (mm)	Depth (mm)	Power (W)
EB00555090401E2D0000	Boston EB0 0555 0904 white RAL9016 gloss	555	573	904	999	65-70	300
EB00555112001E2D0000	Boston EB0 0555 1120 white RAL9016 gloss	555	573	1120	1215	65-70	300
EB00555133601E2D0000	Boston EB0 0555 1336 white RAL9016 gloss	555	573	1336	1431	65-70	300
EB00555155201E2D0000	Boston EB0 0555 1552 white RAL9016 gloss	555	573	1552	1647	65-70	300


\*Indexes apply to radiators in color white RAL9016 gloss color.



### WHEN PLACING AN ORDER



IT IS NECESSARY TO SPECIFY ON WHICH SIDE THE HEATER SHOULD BE MOUNTED



Boston EB0 555x904  
the heater on the left side



Boston EB0 555x904  
the heater on the right side



THERMOSTAT  
in chrome color



\*\*Available in all colors offered by ENIX at no additional cost. The thermostat is available in white, black matte, silver, and chrome colors.  
When placing an order, it is necessary to specify on which side the heater should be mounted.



# HABER EHB


Standard color – RAL 9016




Index*	Description	Width (mm)	Width including heater (mm)	Height (mm)	Height including heater (mm)	Depth (mm)	Power (W)
EHB0430075001E2N0000	Haber EHB 0430 0750 white RAL 9016 gloss	430	453	750	845	65-70	300
EHB0430095001E2N0000	Haber EHB 0430 0950 white RAL 9016 gloss	430	453	950	1045	65-70	300
EHB0430115001E2N0000	Haber EHB 0430 1150 white RAL 9016 gloss	430	453	1150	1245	65-70	300
EHB0430145001E2N0000	Haber EHB 0430 1450 white RAL 9016 gloss	430	453	1450	1545	65-70	300
EHB0530075001E2N0000	Haber EHB 0530 0750 white RAL 9016 gloss	530	553	750	845	65-70	300
EHB0530095001E2N0000	Haber EHB 0530 0950 white RAL 9016 gloss	530	553	950	1045	65-70	300
EHB0530115001E2N0000	Haber EHB 0530 1150 white RAL 9016 gloss	530	553	1150	1245	65-70	300
EHB0530145001E3N0000	Haber EHB 0530 1450 white RAL 9016 gloss	530	553	1450	1545	65-70	600
EHB0630075001E2N0000	Haber EHB 0630 0750 white RAL 9016 gloss	630	653	750	845	65-70	300
EHB0630095001E2N0000	Haber EHB 0630 0950 white RAL 9016 gloss	630	653	950	1045	65-70	300
EHB0630115001E2N0000	Haber EHB 0630 1150 white RAL 9016 gloss	630	653	1150	1245	65-70	300
EHB0630145001E3N0000	Haber EHB 0630 1450 white RAL 9016 gloss	630	653	1450	1545	65-70	600

\*Indexes apply to radiators in color white RAL9016 gloss color.







**WHEN PLACING AN ORDER**



IT IS NECESSARY TO SPECIFY ON WHICH SIDE THE HEATER SHOULD BE MOUNTED



Haber EHB 430x750  
the heater on the left side



Haber EHB 430x750  
the heater on the right side

\*\*Available in all colors offered by ENIX. The thermostat is available in white, black matte, silver, and chrome colors. STD prices apply to towel warmers in the standard color: white RAL9016. Dedicated accessories on page 94. Custom sizes available upon request. When placing an order, it is necessary to specify on which side the heater should be mounted.

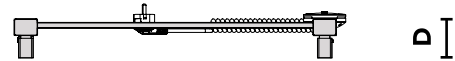


# HIACYNT EHO

Standard color – RAL 9016

Index*	Description	Width (mm)	Width including heater (mm)	Height (mm)	Height including heater (mm)	Depth (mm)	Power (W)
EH00400077301E2D0000	Hiacynt EH0 0400 0773 white RAL 9016 gloss	400	418	773	868	65-70	300
EH00400104301E2D0000	Hiacynt EH0 0400 1043 white RAL 9016 gloss	400	418	1043	1138	65-70	300
EH00400131301E2D0000	Hiacynt EH0 0400 1313 white RAL 9016 gloss	400	418	1313	1408	65-70	300
EH00400158301E2D0000	Hiacynt EH0 0400 1583 white RAL 9016 gloss	400	418	1583	1678	65-70	300
EH00555077301E2D0000	Hiacynt EH0 0555 0773 white RAL 9016 gloss	555	573	773	868	65-70	300
EH00555104301E2D0000	Hiacynt EH0 0555 1043 white RAL 9016 gloss	555	573	1043	1138	65-70	300
EH00555131301E2D0000	Hiacynt EH0 0555 1313 white RAL 9016 gloss	555	573	1313	1408	65-70	300
EH00555158301E3D0000	Hiacynt EH0 0555 1583 white RAL 9016 gloss	555	573	1583	1678	65-70	600

\*Indexes apply to radiators in color white RAL 9016 gloss color.



## WHEN PLACING AN ORDER



IT IS NECESSARY TO SPECIFY ON WHICH SIDE THE HEATER SHOULD BE MOUNTED



Hiacynt EH0 400x773  
the heater on the left side



Hiacynt EH0 400x773  
the heater on the right side



THERMOSTAT  
in silver color



\*\*Available in all colors offered by ENIX. The thermostat is available in white, black matte, silver, and chrome colors. STD prices apply to towel warmers in the standard color: white RAL 9016. Dedicated accessories on page 94. Custom sizes available upon request. **When placing an order, it is necessary to specify on which side the heater should be mounted.**



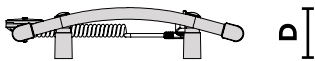
# EDT

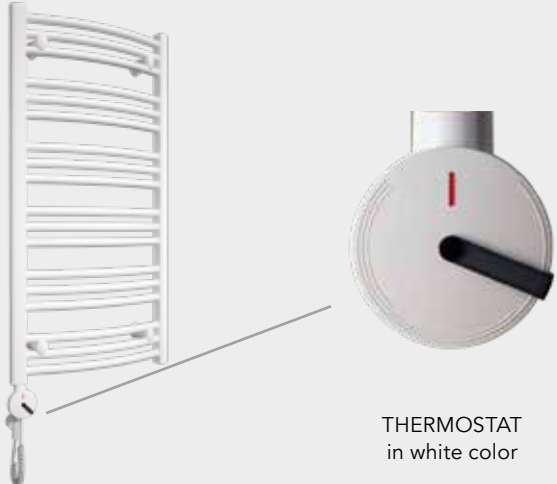
Standard color – RAL 9016



Index*	Description	Width (mm)	Width including heater (mm)	Height (mm)	Height including heater (mm)	Depth (mm)	Power (W)
EDT0450065001E220000	EDT 0450 0650 white RAL 9016 gloss	450	463	650	745	90-110	300
EDT0450081801E220000	EDT 0450 0818 white RAL 9016 gloss	450	463	818	913	90-110	300
EDT0450098601E220000	EDT 0450 0986 white RAL 9016 gloss	450	463	986	1081	90-110	300
EDT0450115401E220000	EDT 0450 1154 white RAL 9016 gloss	450	463	1154	1249	90-110	300
EDT0450132201E220000	EDT 0450 1322 white RAL 9016 gloss	450	463	1322	1417	90-110	300
EDT0450149001E320000	EDT 0450 1490 white RAL 9016 gloss	450	463	1490	1585	90-110	600
EDT0450165801E320000	EDT 0450 1658 white RAL 9016 gloss	450	463	1658	1753	90-110	600
EDT0600065001E220000	EDT 0600 0650 white RAL 9016 gloss	600	613	650	745	103-123	300
EDT0600081801E220000	EDT 0600 0818 white RAL 9016 gloss	600	613	818	913	103-123	300
EDT0600098601E220000	EDT 0600 0986 white RAL 9016 gloss	600	613	986	1081	103-123	300
EDT0600115401E320000	EDT 0600 1154 white RAL 9016 gloss	600	613	1154	1249	103-123	600
EDT0600132201E320000	EDT 0600 1322 white RAL 9016 gloss	600	613	1322	1417	103-123	600
EDT0600149001E320000	EDT 0600 1490 white RAL 9016 gloss	600	613	1490	1585	103-123	600
EDT0600165801E320000	EDT 0600 1658 white RAL 9016 gloss	600	613	1658	1753	103-123	600
EDT0750065001E220000	EDT 0750 0650 white RAL 9016 gloss	750	763	650	745	116-136	300
EDT0750081801E220000	EDT 0750 0818 white RAL 9016 gloss	750	763	818	913	116-136	300
EDT0750098601E320000	EDT 0750 0986 white RAL 9016 gloss	750	763	986	1081	116-136	600
EDT0750115401E320000	EDT 0750 1154 white RAL 9016 gloss	750	763	1154	1249	116-136	600
EDT0750132201E320000	EDT 0750 1322 white RAL 9016 gloss	750	763	1322	1417	116-136	600
EDT0750149001E420000	EDT 0750 1490 white RAL 9016 gloss	750	763	1490	1585	116-136	900
EDT0750165801E420000	EDT 0750 1658 white RAL 9016 gloss	750	763	1658	1753	116-136	900

\*Indexes apply to radiators in color white RAL 9016 gloss color.






THERMOSTAT  
in white color

### WHEN PLACING AN ORDER

IT IS NECESSARY TO SPECIFY ON WHICH SIDE THE HEATER SHOULD BE MOUNTED



EDT 450x650  
the heater on the left side

EDT 450x650  
the heater on the right side

\*\*Available in all colors offered by ENIX. The thermostat is available in white, black matte, silver, and chrome colors. STD prices apply to towel warmers in the standard color: white RAL 9016. Dedicated accessories on page 94. Custom sizes available upon request. When placing an order, it is necessary to specify on which side the heater should be mounted.



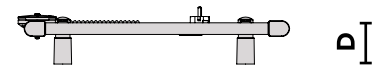


EPT

Standard color – RAL 9016

Index*	Description	Width (mm)	Width including heater (mm)	Height (mm)	Height including heater (mm)	Depth (mm)	Power (W)
EPT0300098601E220000	EPT 0300 0986 white RAL 9016 gloss	300	313	986	1081	78-98	300
EPT0300115401E220000	EPT 0300 1154 white RAL 9016 gloss	300	313	1154	1249	78-98	300
EPT0300132201E220000	EPT 0300 1322 white RAL 9016 gloss	300	313	1322	1417	78-98	300
EPT0300149001E220000	EPT 0300 1490 white RAL 9016 gloss	300	313	1490	1585	78-98	300
EPT0300165801E220000	EPT 0300 1658 white RAL 9016 gloss	300	313	1658	1753	78-98	300
EPT0400081801E220000	EPT 0400 0818 white RAL 9016 gloss	400	413	818	913	78-98	300
EPT0400098601E220000	EPT 0400 0986 white RAL 9016 gloss	400	413	986	1081	78-98	300
EPT0400115401E220000	EPT 0400 1154 white RAL 9016 gloss	400	413	1154	1249	78-98	300
EPT0400132201E220000	EPT 0400 1322 white RAL 9016 gloss	400	413	1322	1417	78-98	300
EPT0400149001E220000	EPT 0400 1490 white RAL 9016 gloss	400	413	1490	1585	78-98	300
EPT0400165801E320000	EPT 0400 1658 white RAL 9016 gloss	400	413	1658	1753	78-98	600
EPT0508065001E220000	EPT 0508 0650 white RAL 9016 gloss	508	521	650	745	78-98	300
EPT0508081801E220000	EPT 0508 0818 white RAL 9016 gloss	508	521	818	913	78-98	300
EPT0508098601E220000	EPT 0508 0986 white RAL 9016 gloss	508	521	986	1081	78-98	300
EPT0508115401E220000	EPT 0508 1154 white RAL 9016 gloss	508	521	1154	1249	78-98	300
EPT0508132201E320000	EPT 0508 1322 white RAL 9016 gloss	508	521	1322	1417	78-98	600
EPT0508149001E320000	EPT 0508 01490 white RAL 9016 gloss	508	521	1490	1585	78-98	600
EPT0508165801E320000	EPT 0508 1658 white RAL 9016 gloss	508	521	1658	1753	78-98	600
EPT0658065001E220000	EPT 0658 0650 white RAL 9016 gloss	658	671	650	745	78-98	300
EPT0658081801E220000	EPT 0658 0818 white RAL 9016 gloss	658	671	818	913	78-98	300
EPT0658098601E220000	EPT 0658 0986 white RAL 9016 gloss	658	671	986	1081	78-98	300
EPT0658115401E320000	EPT 0658 1154 white RAL 9016 gloss	658	671	1154	1249	78-98	600
EPT0658132201E320000	EPT 0658 1322 white RAL 9016 gloss	658	671	1322	1417	78-98	600
EPT0658149001E320000	EPT 0658 1490 white RAL 9016 gloss	658	671	1490	1585	78-98	600
EPT0658165801E420000	EPT 0658 1658 white RAL 9016 gloss	658	671	1658	1753	78-98	900

\*Indexes apply to radiators in color white RAL 9016 gloss color.



WHEN PLACING AN ORDER



IT IS NECESSARY TO SPECIFY ON WHICH SIDE THE HEATER SHOULD BE MOUNTED



EPT 508x650

the heater on the left side



EPT 508x650

the heater on the right side



THERMOSTAT in white color



\*\*Available in all colors offered by ENIX. The thermostat is available in white, black matte, silver, and chrome colors. STD prices apply to towel warmers in the standard color: white RAL9016. Dedicated accessories on page 94. Custom sizes available upon request. When placing an order, it is necessary to specify on which side the heater should be mounted.




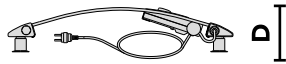
# QUATRO ELECTRIC EQB

Standard color – RAL 9016 MATT



Index*	Description	Width (mm)	Height (mm)	Depth (mm)	Connections spacing (mm)	Power (W)		Power (W)
						Δ 50	Δ 30	
QB00595078602E230000	Quatro metal sheet 0595 0786 white 9016 matt Electric righ-sided Heater 300W Standard	595	786	101-106				300
QB00595118502E330000	Quatro metal sheet 0595 1185 white 9016 matt Electric righ-sided Heater 600W Standard	595	1185	101-106				600
QB00595169802E430000	Quatro metal sheet 0595 1698 white 9016 matt Electric righ-sided Heater 900W Standard	595	1698	101-106				900

\*Indexes apply to radiators in standard color.



\*\*Available in all colors offered by ENIX. STD prices apply to radiators in the standard color - white RAL 9016. The heater thermostat is available only in white or silver color.



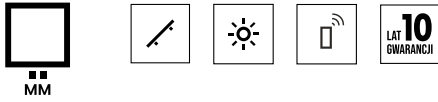
## ENIX CREATE

Bambus BS .....	21
Boston B .....	22
Elit Universal EU .....	23
Flexi FL .....	24
Libra L.....	25
Libra Audio LA .....	26
Libra Soft LS .....	27
Libra Batik LB .....	29
Mango MG .....	30
Mango Light ML.....	31
Madera MD .....	32
Madera Plus MDP.....	33
Memfis MS.....	34
Memfis Plus MSP .....	35
Palma PL.....	36
Ruban RB.....	37
Rama Batik RMB .....	39
Santos ST.....	40
Santos Plus STP .....	41
Sorento SR.....	42
Sorento Plus SRP .....	43



ENIX CREATE





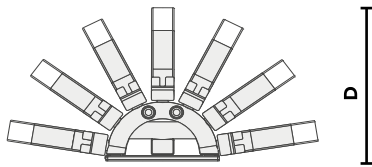
p max = 8 BAR

# BAMBUS BS

Sample color – Graphite

Index*	Description	Width (mm)	Height (mm)	Depth (mm)	Connections spacing (mm)	Power (W)		Max. power of electric heater (W)
						Δ 50	Δ 30	
BS005541780140081000	Bambus 0554 1780 Graphite structure MM	554	1780	291	50	494	263	-

\*Indexes apply to radiators in sample color.





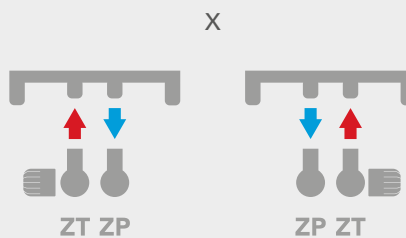
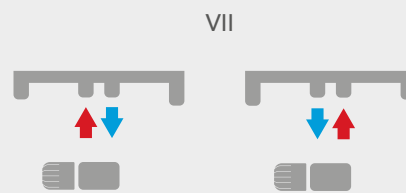
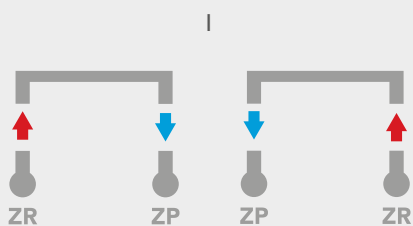
LIGHTING:  
LED power: 3W; Beam angle: 120°;  
Voltage 230V; Lifespan: 20000h

**2**  
LATA  
GWARANCJI

## CONNECTION DIAGRAMS - P. 102-105



NO OPTION FOR HEATER CONNECTION



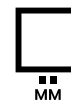
Valve shown:  
Schlosser Duoplex, right-sided

\*\*Available in all colors offered by ENIX, except for double-layer colors, at no additional cost.  
Valves not included. Hangers w zestawie. Lighting included.  
Dedicated accessories on page 94.  
Customizable radiator height options are available.

# BOSTON B

Sample color – Graphite

p max = 8 BAR



Index*	Description	Width (mm)	Height (mm)	Depth (mm)	Connections spacing (mm)	Power (W)		Max. power of electric heater (W)
						Δ 50	Δ 30	
B00055509041400D0000	Boston 0555 0904 Graphite structure MM	555	904	65-70	50	292	158	300
B00055511201400D0000	Boston 0555 1120 Graphite structure MM	555	1120	65-70	50	352	190	300
B00055513361400D0000	Boston 0555 1336 Graphite structure MM	555	1336	65-70	50	411	222	300
B00055515521400D0000	Boston 0555 1552 Graphite structure MM	555	1552	65-70	50	471	255	300
B00055517681400D0000	Boston 0555 1768 Graphite structure MM	555	1768	65-70	50	531	287	300

\*Indexes apply to radiators in sample color.



### CONNECTION DIAGRAMS - P. 102-105

**NO OPTION FOR HEATER CONNECTION**

**UPON REQUEST  
OPTION FOR HEATER CONNECTION**


Valves shown:  
Carlo Poletti Cube

\*\*Available in all colors offered by ENIX at no additional cost.

Valves not included. Dedicated accessories on page 94. **The radiator comes without a heater-hole as standard.**

The option to have a hole for heater installation is available at no additional cost. When placing an order, please specify the desired side for the installation.






p max = 4 BAR

# ELIT UNIVERSAL EU

Sample color – Graphite

Index*	Description	Width (mm)	Height (mm)	Depth (mm)	Connections spacing (mm)	Power (W)		Max. power of electric heater (W)
						Δ 50	Δ 30	
EU00575107014W030000	Elit Universal 0575 1070 Graphite structure MM,4,5	575	1070	92-97	50	442	229	300
EU00575136414W030000	Elit Universal 0575 1364 Graphite structure MM,4,5	575	1364	92-97	50	556	289	300
EU00575165814W030000	Elit Universal 0575 1658 Graphite structure MM,4,5	575	1658	92-97	50	671	349	600

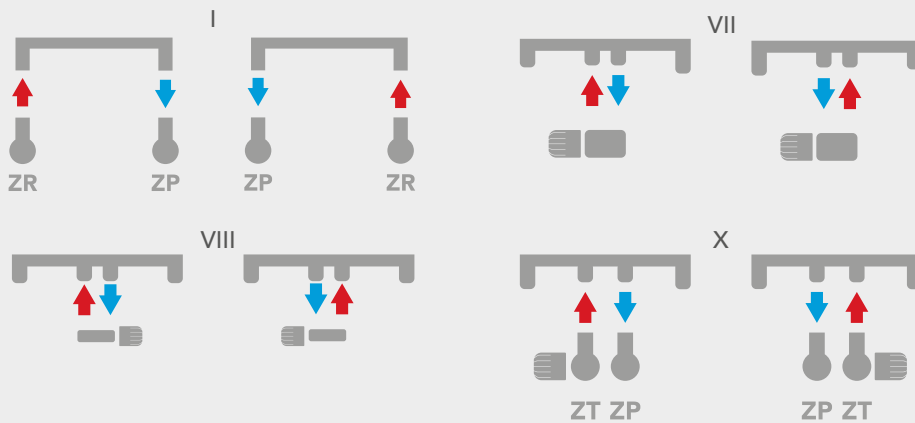
\*Indexes apply to radiators in sample color.



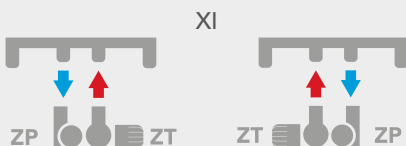
## CONNECTION DIAGRAMS - P. 102-105



NO OPTION FOR HEATER CONNECTION



OPTION FOR HEATER CONNECTION




Valve shown:  
Schlosser Duoplex, right-sided

\*\*Available in all colors offered by ENIX at no additional cost.  
Valves not included. Dedicated accessories on page 94.  
Decorative strip available in chrome only. Reversible radiator.

# FLEXI FL

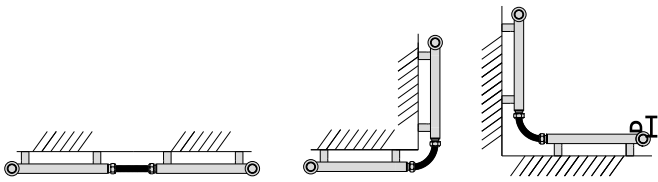
Sample color – RAL 9016 MATT

p max = 6 BAR



Index*	Description	Width (mm)	Height (mm)	Depth (mm)	Connections spacing (mm)	Power (W)		Max. power of electric heater (W)
						Δ 50	Δ 30	
FL007161375024031000	Flexi 0716 1375 white 9016 matt 1,4,5,8	674	1375	6 4-69	636	446	240	300

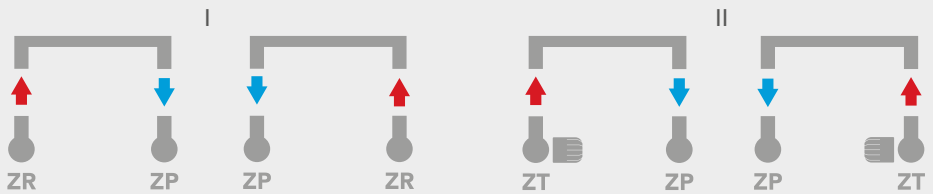
\*Indexes apply to radiators in sample color.



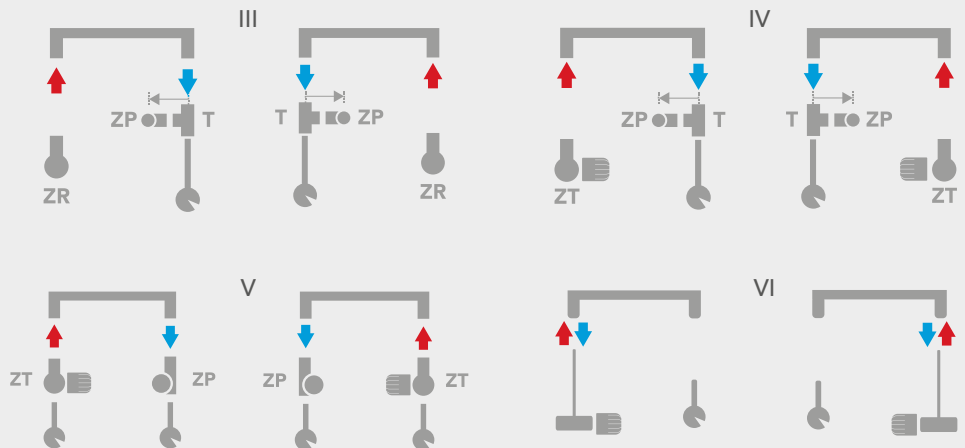
## CONNECTION DIAGRAMS - P. 102-105



NO OPTION FOR HEATER CONNECTION

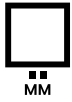


OPTION FOR HEATER CONNECTION



Valves shown:  
Vero

\*\*Available in all colors offered by ENIX at no additional cost.  
Valves not included. Dedicated accessories on page 94.  
Available in two different colors at no additional charge.



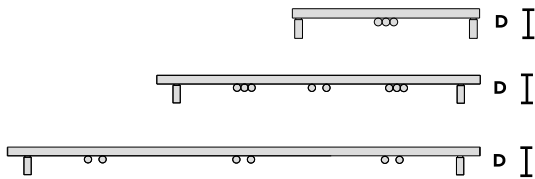
p max = 10 BAR

# LIBRA L

Sample color – Graphite

Index*	Description	Width (mm)	Height (mm)	Depth (mm)	Connections spacing (mm)	Power (W)		Max. power of electric heater (W)
						Δ 50	Δ 30	
L00060006001410E1000	Libra 0600 0600 Graphite structure MM <b>left-side supply</b>	600	600	90-95	50	312	166	-
L00060011101410E1000	Libra 0600 1110 Graphite structure MM <b>left-side supply</b>	600	1110	90-95	50	556	296	-
L00060016201410E1000	Libra 0600 1620 Graphite structure MM <b>left-side supply</b>	600	1620	90-95	50	741	395	-
L00111006001410E1000	Libra 1110 0600 Graphite structure MM <b>left-side supply</b>	1110	600	90-95	50	560	298	-
L00162006001410E1000	Libra 1620 0600 Graphite structure MM <b>left-side supply</b>	1620	600	90-95	50	749	399	-

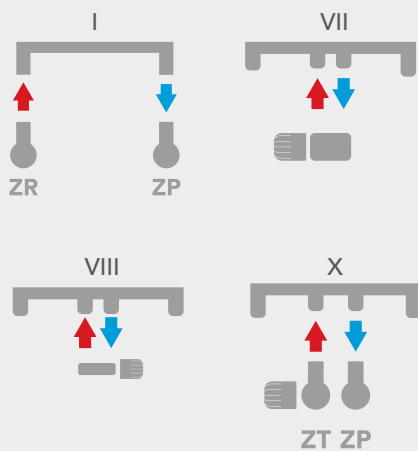
\*Indexes apply to radiators in sample color.



## CONNECTION DIAGRAMS - P. 102-105



NO OPTION FOR HEATER CONNECTION



Valves shown:  
Carlo Poletti Cube

\*\*Available in all colors offered by ENIX at no additional cost.  
Valves not included.  
Dedicated accessories on page 94.

# LIBRA AUDIO LA

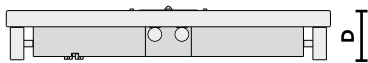
Sample color – Graphite

p max = 10 BAR



Index*	Description	Width (mm)	Height (mm)	Depth (mm)	Connections spacing (mm)	Power (W)		Max. power of electric heater (W)
						Δ 50	Δ 30	
LA0060006001410E1000	Libra Audio 0600 0600 Graphite structure MM left-side supply	600	600	90-95	50	312	166	-

\*Indexes apply to radiators in sample color.



**SPEAKER:**  
 Frequency response:: 65 Hz–25 kHz; Sensitivity: 85 dB;  
 Power: 40W; Nominal impedance: 8 Ω;  
 Color: black.



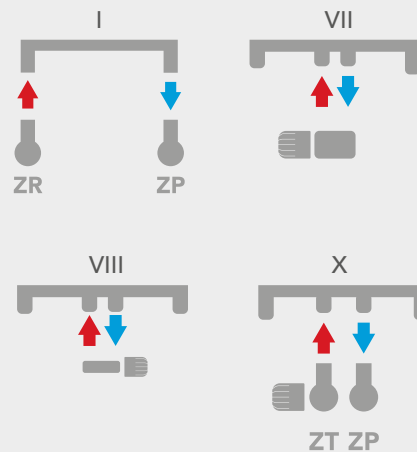
## CONNECTION DIAGRAMS - P. 102-105



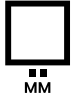
NO OPTION FOR HEATER CONNECTION



Valves shown:  
Carlo Poletti Cube



\*\*Available in all colors offered by ENIX at no additional cost.  
 Valves not included.  
 Dedicated accessories on page 94.



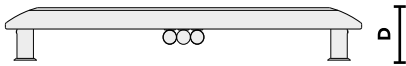
p max = 4 BAR

# LIBRA SOFT LS

Sample color – Graphite

Index*	Description	Width (mm)	Height (mm)	Depth (mm)	Connections spacing (mm)	Power (W)		Max. power of electric heater (W)
						Δ 50	Δ 30	
LS006500650141031000	Libra Soft 0650 0650 Graphite structure MM <b>left-side supply</b>	650	650	97-102	50	380	202	-

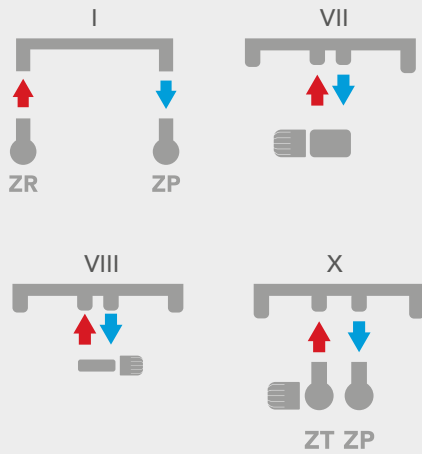
\*Indexes apply to radiators in sample color.



## CONNECTION DIAGRAMS - P. 102-105



NO OPTION FOR HEATER CONNECTION



Valves shown:  
Vero

\*\*Available in all colors offered by ENIX at no additional cost.  
Valves not included.  
Dedicated accessories on page 94.

ORIGINAL BATIKS BY MARTY MULAWA, EMBEDDED IN GLASS



theme 01




theme 02




theme 03



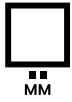
theme 04



theme 05



theme 06



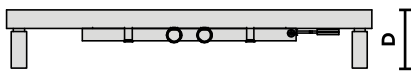
p max = 10 BAR

# LIBRA BATIK LB

Sample color – Graphite

Index*	Description	Width (mm)	Height (mm)	Depth (mm)	Connections spacing (mm)	Power (W)		Max. power of electric heater (W)
						Δ 50	Δ 30	
LB0060006001410E1000	Libra Batik 0600 0600 Graphite structure MM left-side supply	600	600	90-95	50	312	166	-
A-OB-LB003180318-00E01	BATIK artwork 318x318mm for the LB0 radiator, backlight; theme 01	318	318	0	-	-	-	-
A-OB-LB003180318-00E02	BATIK artwork 318x318mm for the LB0 radiator, backlight; theme 02	318	318	0	-	-	-	-
LB0060011101410E1000	Libra Batik 0600 1110 Graphite structure MM left-side supply	600	1110	90-95	50	556	296	-
A-OB-LB003180318-0AC03	BATIK artwork 318x318mm do B0 radiator, backlight; theme 03; 2 pcs. set	318	318	0	-	-	-	-
A-OB-LB003180318-0AC04	BATIK artwork 318x318mm do LB0 radiator, backlight; theme 04; 2 pcs. set	318	318	0	-	-	-	-
LB0060016201410E1000	Libra Batik 0600 1620 Graphite structure MM left-side supply	600	1620	90-95	50	741	395	-
A-OB-LB003180318-ABC05	BATIK artwork 318x318mm do radiator, LB0 backlight; theme 05; 3 pcs. set	318	318	0	-	-	-	-
A-OB-LB003180318-ABC06	BATIK artwork 318x318mm for the LB0 radiator, backlight; theme 06; 3 pcs. set	318	318	0	-	-	-	-

\*Indexes apply to radiators in sample color.



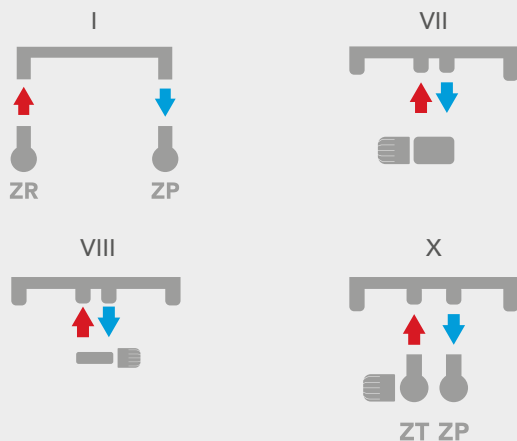
BACKLIGHT:  
LED power: 8-25W;  
Voltage 230V; Lifespan: 50000h;  
Artwork dimensions: 318x318mm



## CONNECTION DIAGRAMS - P. 102-105



NO OPTION FOR HEATER CONNECTION



Valves shown:  
Carlo Poletti Cube

\*\*Available in all colors offered by ENIX, at no additional cost.  
Valves not included. Lighting included. Dedicated accessories on page 94.

# MANGO MG

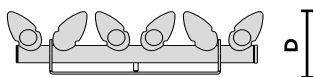
Sample color – RAL 3020

p max = 6 BAR



Index*	Description	Width (mm)	Height (mm)	Depth (mm)	Connections spacing (mm)	Power (W)		Max. power of electric heater (W)
						Δ 50	Δ 30	
MG00340160044N071000	Mango 0340 1600 RAL3020 MM,1,4,8	340	1600	88	50	720	369	600
MG00340180044N071000	Mango 0340 1800 RAL3020 MM,1,4,8	340	1800	88	50	806	413	600
MG00340200044N071000	Mango 0340 2000 RAL3020 MM,1,4,8	340	2000	88	50	892	457	600

\*Indexes apply to radiators in sample color.



## CONNECTION DIAGRAMS - P. 102-105

OPTION FOR HEATER CONNECTION

I

II


VII

VIII

Valve shown:  
Schlosser Duoplex, right-sided,  
HA hanger

\*\*Available in all colors offered by ENIX at no additional cost.  
Hanger not included. Valves not included. Dedicated accessories on page 94.  
Custom sizes available upon request.





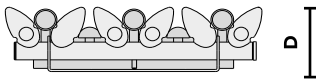
p max = 6 BAR

# MANGO LIGHT ML

Sample color – RAL 3020

Index*	Description	Width (mm)	Height (mm)	Depth (mm)	Connections spacing (mm)	Power (W)		Max. power of electric heater (W)
						Δ 50	Δ 30	
ML00340160044N071000	Mango Light 0340 1600 RAL3020 MM,1,4,8	340	1600	88	50	720	369	600
ML00340180044N071000	Mango Light 0340 1800 RAL3020 MM, 1, 4, 8	340	1800	88	50	806	413	600
ML00340200044N071000	Mango Light 0340 2000 RAL3020 MM,1,4,8	340	2000	88	50	892	457	600

\*Indexes apply to radiators in sample color.



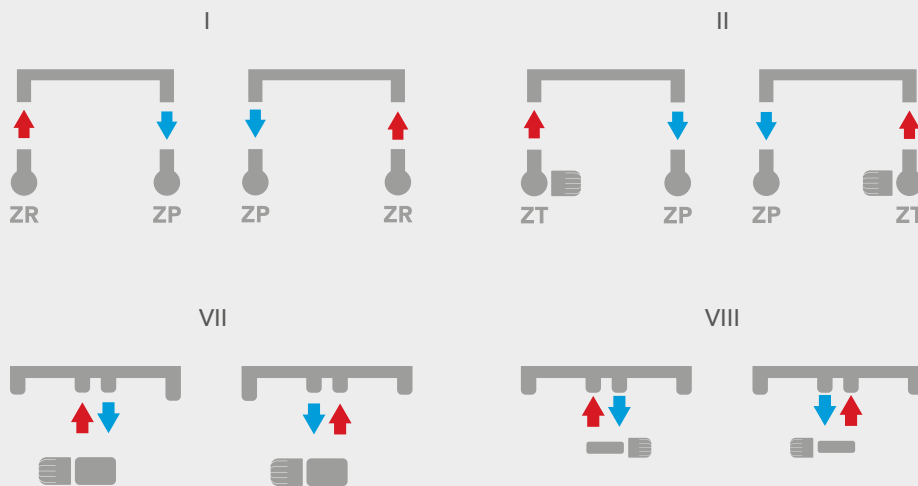
LIGHTING:  
LED power: 1,1W; Beam angle: 15°;  
color: warm 3000K;  
Voltage 230V; Lifespan: 70000h



## CONNECTION DIAGRAMS - P. 102-105



OPTION FOR HEATER CONNECTION



Valve shown:  
Schlosser Duoplex, right-sided

\*\*Available in all colors offered by ENIX at no additional cost.  
Lighting included. Hanger not included. Valves not included. Dedicated accessories on page 94.  
Custom sizes available upon request.

# MADERA MD

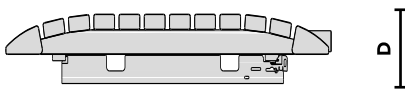
Sample color – Graphite

p max = 4 BAR



Index*	Description	Width (mm)	Height (mm)	Depth (mm)	Connections spacing (mm)	Power (W)		Max. power of electric heater (W)
						Δ 50	Δ 30	
MD00600047114L071000	Madera 0600 0471 Graphite structure MM,7 <b>left-side supply</b>	600	471	90	50	297	157	-
MD00600061514L071000	Madera 0600 0615 Graphite structure MM,7 <b>left-side supply</b>	600	615	90	50	379	200	-
MD01000047114L071000	Madera 1000 0471 Graphite structure MM,7 <b>left-side supply</b>	1000	471	90	50	496	262	-
MD01000061514L071000	Madera 1000 0615 Graphite structure MM,7 <b>left-side supply</b>	1000	615	90	50	631	334	-
MD01400047114L071000	Madera 1400 0471 Graphite structure MM,7 <b>left-side supply</b>	1400	471	90	50	694	367	-
MD01400061514L071000	Madera 1400 0615 Graphite structure MM,7 <b>left-side supply</b>	1400	615	90	50	883	467	-
MD01800047114L071000	Madera 1800 0471 Graphite structure MM,7 <b>left-side supply</b>	1800	471	90	50	892	471	-
MD01800061514L071000	Madera 1800 0615 Graphite structure MM,7 <b>left-side supply</b>	1800	615	90	50	1136	601	-
MD02200047114L071000	Madera 2200 0471 Graphite structure MM,7 <b>left-side supply</b>	2200	471	90	50	1091	576	-
MD02200061514L071000	Madera 2200 0615 Graphite structure MM,7 <b>left-side supply</b>	2200	615	90	50	1388	734	-

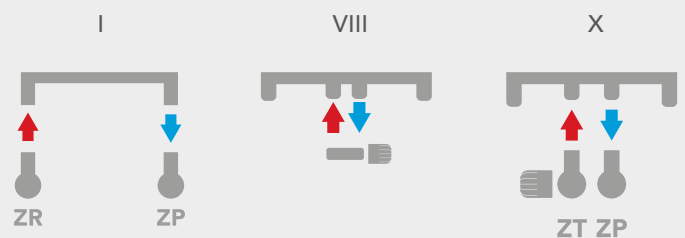
\*Indexes apply to radiators in sample color.



Valve shown:  
Schlosser Duoplex, right-sided

## CONNECTION DIAGRAMS - P. 102-105

NO OPTION FOR HEATER CONNECTION



\*\*Available in all colors offered by ENIX, except for double-layer colors, at no additional cost.  
Valves not included. Dedicated accessories on page 94. Custom sizes available upon request.  
Upon request, the radiator can be provided with a right-sided connection assembly at no additional cost.



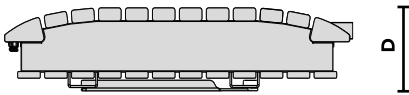
p max = 4 BAR

# MADERA PLUS MDP

Sample color – Graphite

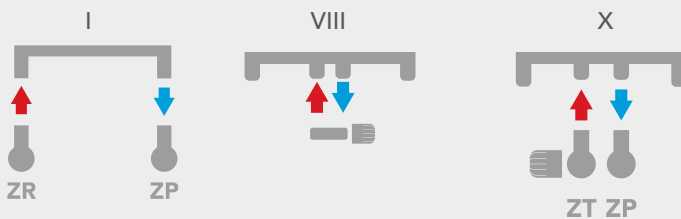
Index*	Description	Width (mm)	Height (mm)	Depth (mm)	Connections spacing (mm)	Power (W)		Max. power of electric heater (W)
						Δ 50	Δ 30	
MDP0600047114L071000	Madera Plus 0600 0471 Graphite structure MM,7 left-side supply	600	471	133	50	515	274	-
MDP0600061514L071000	Madera Plus 0600 0615 Graphite structure MM,7 left-side supply	600	615	133	50	665	353	-
MDP1000047114L071000	Madera Plus 1000 0471 Graphite structure MM,7 left-side supply	1000	471	133	50	813	432	-
MDP1000061514L071000	Madera Plus 1000 0615 Graphite structure MM,7 left-side supply	1000	615	133	50	1055	561	-
MDP1400047114L071000	Madera Plus 1400 0471 Graphite structure MM,7 left-side supply	1400	471	133	50	1110	590	-
MDP1400061514L071000	Madera Plus 1400 0615 Graphite structure MM,7 left-side supply	1400	615	133	50	1445	768	-
MDP1800047114L071000	Madera Plus 1800 0471 Graphite structure MM,7 left-side supply	1800	471	133	50	1408	748	-
MDP1800061514L071000	Madera Plus 1800 0615 Graphite structure MM,7 left-side supply	1800	615	133	50	1835	975	-
MDP2200047114L071000	Madera Plus 2200 0471 Graphite structure MM,7 left-side supply	2200	471	133	50	1706	907	-
MDP2200061514L071000	Madera Plus 2200 0615 Graphite structure MM,7 left-side supply	2200	615	133	50	2225	1182	-

\*Indexes apply to radiators in sample color.



## CONNECTION DIAGRAMS - P. 102-105

NO OPTION FOR HEATER CONNECTION



Valve shown:


Schlosser Duoplex, right-sided

\*\*Available in all colors offered by ENIX, except for double-layer colors, at no additional cost. Valves not included. Dedicated accessories on page 94. Custom sizes available upon request. Upon request, the radiator can be provided with a right-sided connection assembly at no additional cost.

# MEMFIS MS

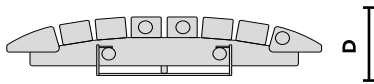
Sample color – Graphite

p max = 4 BAR



Index*	Description	Width (mm)	Height (mm)	Depth (mm)	Connections spacing (mm)	Power (W)		Max. power of electric heater (W)
						Δ 50	Δ 30	
MS00420180014P081000	Memfis 0420 1800 Graphite structure MM,1,4	420	1800	85	50	833	426	600
MS00420200014P081000	Memfis 0420 2000 Graphite structure MM,1,4	420	2000	85	50	923	469	900
MS00516180014P081000	Memfis 0516 1800 Graphite structure MM,1,4	516	1800	85	50	1037	531	900
MS00516200014P081000	Memfis 0516 2000 Graphite structure MM,1,4	516	2000	85	50	1149	584	900
MS00615180014P081000	Memfis 0615 1800 Graphite structure MM,1,4	615	1800	85	50	1239	634	900
MS00615200014P081000	Memfis 0615 2000 Graphite structure MM,1,4	615	2000	85	50	1372	698	900

\*Indexes apply to radiators in sample color.



## CONNECTION DIAGRAMS - P. 102-105

OPTION FOR HEATER CONNECTION

I

VII

VIII

X

Valve shown:  
Schlosser Duoplex, right-sided

\*\*Available in all colors offered by ENIX, except for double-layer colors, at no additional cost.  
Towel rail not included. Valves not included. Dedicated accessories on page 94.  
Custom sizes available upon request.



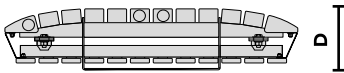
p max = 4 BAR

# MEMFIS PLUS MSP

Sample color – Graphite

Index*	Description	Width (mm)	Height (mm)	Depth (mm)	Connections spacing (mm)	Power (W)		Max. power of electric heater (W)
						Δ 50	Δ 30	
MSP0420180014P081000	Memfis Plus 0420 1800 Graphite structure MM,1,4	420	1800	133	50	1379	757	900
MSP0420200014P081000	Memfis Plus 0420 2000 Graphite structure MM,1,4	420	2000	133	50	1467	806	900
MSP0516180014P081000	Memfis Plus 0516 1800 Graphite structure MM,1,4	516	1800	133	50	1719	944	900
MSP0516200014P081000	Memfis Plus 0516 2000 Graphite structure MM,1,4	516	2000	133	50	1825	1002	900
MSP0615180014P081000	Memfis Plus 0615 1800 Graphite structure MM,1,4	615	1800	133	50	2057	1129	900
MSP0615200014P081000	Memfis Plus 0615 2000 Graphite structure MM,1,4	615	2000	133	50	2183	1199	900

\*Indexes apply to radiators in sample color.

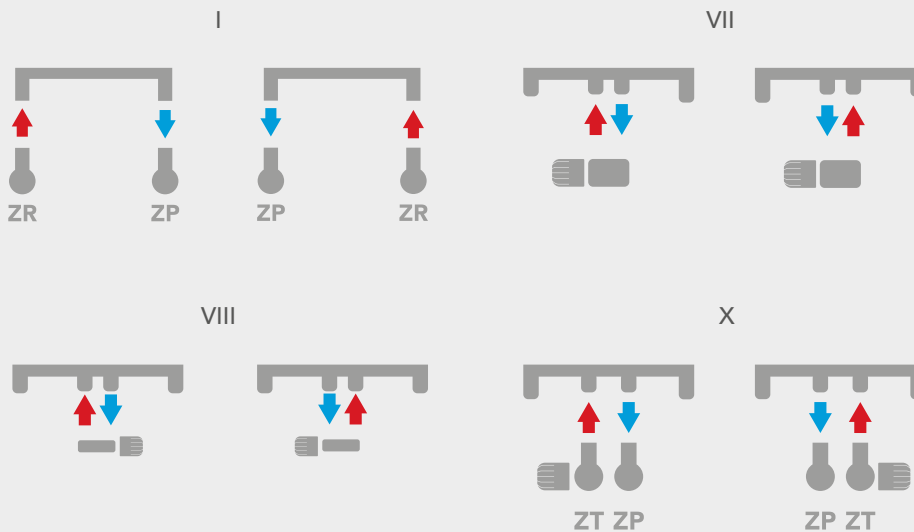


right-sided

## CONNECTION DIAGRAMS - P. 102-105



OPTION FOR HEATER CONNECTION



Valve shown:  
Schlosser Duoplex, right-sided

\*\*Available in all colors offered by ENIX, except for double-layer colors, at no additional cost.  
Hangers not included. Valves not included. Dedicated accessories on page 94.  
Custom sizes available upon request.

# PALMA PL


Sample color – Graphite

p max = 8 BAR



Index*	Description	Width (mm)	Height (mm)	Depth (mm)	Connections spacing (mm)	Power (W)		Max. power of electric heater (W)
						Δ 50	Δ 30	
PL006681886140081000	Palma 0668 1886 Graphite structure MM	668	1886	350	50	494	263	-

\*Indexes apply to radiators in sample color.



LIGHTING:  
LED power: 3W; Beam angle: 120°;  
Voltage 230V; Lifespan: 20000 h

**2**  
LATA  
GWARANCJI

### CONNECTION DIAGRAMS - P. 102-105

NO OPTION FOR HEATER CONNECTION

I

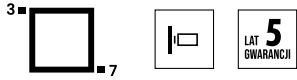
VII

VIII

X

Valve shown:  
Schlosser Duoplex, right-sided

\*\*Available in all colors offered by ENIX, except for double-layer colors, at no additional cost.  
Lighting included. Valves not included. Hangers included. Dedicated accessories on page 94.  
Customizable radiator height options are available.




p max = 8 BAR

## RUBAN RB

Sample color – Graphite

Index*	Description	Width (mm)	Height (mm)	Depth (mm)	Connections spacing (mm)	Power (W)		Max. power of electric heater (W)
						Δ 50	Δ 30	
RB00500059814Q0D0000	Ruban 0500 0598 Graphite structure 3,7; supply to 3 with valve	500	598	75	470/568	163	85	-
RB00500116614Q0D0000	Ruban 0500 1166 Graphite structure 3,7; supply to 3 with valve	500	1166	75	470/1136	299	156	-
RB00500173414Q0D0000	Ruban 0500 1734 Graphite structure 3,7; supply to 3 with valve	500	1734	75	470/1704	435	226	-

\*Indexes apply to radiators in sample color.



### VALVES INCLUDED



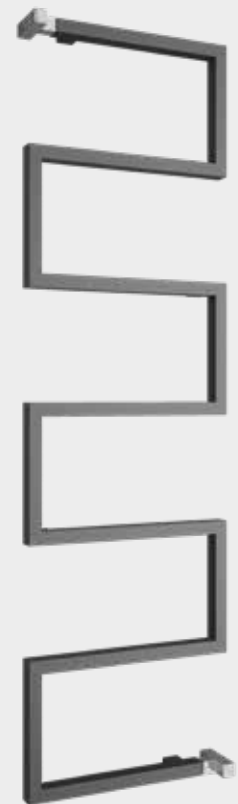
NO OPTION FOR HEATER CONNECTION

### REQUIRED ADDITIONAL ITEMS:

Carlo Poletti connectors 1/2 CU chrome - 2pcs. for CUBE,  
index: Z-ZL-A59004B

or


Carlo Poletti connectors 1/2 PEX chrome - 2pcs. for CUBE,  
index: Z-ZL-A59102B.



Valve shown:  
Carlo Poletti Cube

\*\*Available in all colors offered by ENIX at no additional cost.  
Carlo Poletti Cube chrome valve included Connectors available for separate order p. 95.

ORIGINAL BATIKS BY MARTY MULAWA, EMBEDDED IN GLASS



theme 07



theme 08



theme 09



theme 10





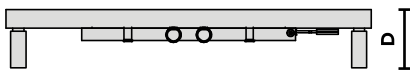
p max = 10 BAR

# RAMA BATIK RMB

Sample color – Graphite

Index*	Description	Width (mm)	Height (mm)	Depth (mm)	Connections spacing (mm)	Power (W)		Max. power of electric heater (W)
						Δ 50	Δ 30	
RMB0595094414A0C0000	Rama Batik 0595 0944 Graphite structure MM,8	595	944	72-77	50	470	245	300
A-OB-RMB04500800-00E07	BATIK artwork 450x800mm for RMB radiator backlight; theme 07	450	800	0	-	-	-	-
A-OB-RMB04500800-00E08	BATIK artwork 450x800mm for RMB radiator backlight; theme 08	450	800	0	-	-	-	-
RMB0595144814A0C0000	Rama Batik 0595 1448 Graphite structure MM,8	595	1448	72-77	50	693	362	600
A-OB-RMB04501304-00E09	BATIK artwork 450x1304mm for RMB radiator; backlight; theme 09	450	1304	0	-	-	-	-
A-OB-RMB04501304-00E10	BATIK artwork 450x1304mm for RMB radiator; backlight; theme 10	450	1304	0	-	-	-	-

\*Indexes apply to radiators in sample color.



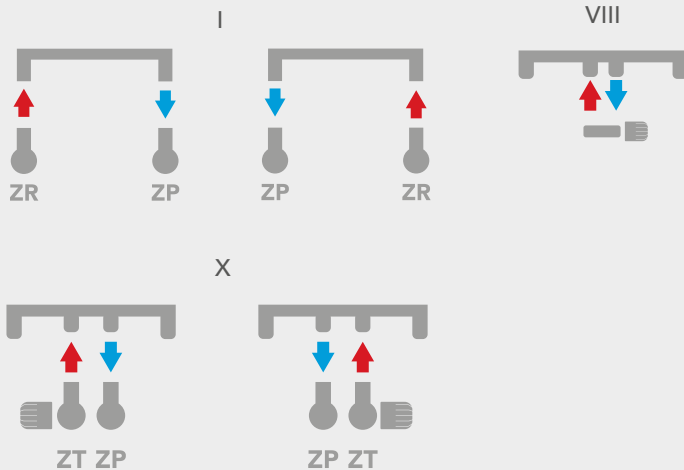
BACKLIGHT:  
LED power: 20–30W;  
Voltage 230V; Lifespan: 50000 h;  
Artwork dimensions: 450x800 mm  
450x1304 mm



## CONNECTION DIAGRAMS - P. 102-105



OPTION FOR HEATER CONNECTION




Valves shown:  
Schlosser Duplex, right-sided

\*\*Available in all colors offered by ENIX, at no additional cost.  
Backlight included. Valves not included. Dedicated accessories on page 94.

# SANTOS ST

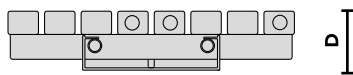
Sample color – Graphite

p max = 10 BAR




Index*	Description	Width (mm)	Height (mm)	Depth (mm)	Connections spacing (mm)	Power (W)		Max. power of electric heater (W)
						Δ 50	Δ 30	
ST00376180014P081000	Santos 0376 1800 Graphite structure MM,1,4	376	1800	76	50	734	380	600
ST00376200014P081000	Santos 0376 2000 Graphite structure MM,1,4	376	2000	76	50	813	416	600
ST00472180014P081000	Santos 0472 1800 Graphite structure MM,1,4	472	1800	76	50	921	476	900
ST00472200014P081000	Santos 0472 2000 Graphite structure MM,1,4	472	2000	76	50	1021	522	900
ST00568180014P081000	Santos 0568 1800 Graphite structure MM,1,4	568	1800	76	50	1111	575	900
ST00568200014P081000	Santos 0568 2000 Graphite structure MM,1,4	568	2000	76	50	1230	629	900

\*Indexes apply to radiators in sample color.



## CONNECTION DIAGRAMS - P. 102-105

OPTION FOR HEATER CONNECTION



Valve shown:  
Schlosser Duoplex, right-sided


Diagram I: ZR (red up), ZP (blue down), ZP (blue down), ZR (red up)

Diagram VII: Heater (red up, blue down), Heater (blue down, red up)

Diagram VIII: Heater (red up, blue down), Heater (blue down, red up)

Diagram X: ZT (red up), ZP (blue down), ZP (blue down), ZT (red up); ZP (blue down), ZT (red up), ZT (red up)

\*\*Available in all colors offered by ENIX, except for double-layer colors, at no additional cost.  
Towel rail not included. Valves not included. Dedicated accessories on page 94.  
Custom sizes available upon request.



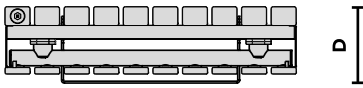
p max = 8 BAR

# SANTOS PLUS STP

Sample color – Graphite

Index*	Description	Width (mm)	Height (mm)	Depth (mm)	Connections spacing (mm)	Power (W)		Max. power of electric heater (W)
						Δ 50	Δ 30	
STP0376180014P081000	Santos Plus 0376 1800 Graphite structure MM,1,4	376	1800	123	50	1358	638	900
STP0376200014P081000	Santos Plus 0376 2000 Graphite structure MM,1,4	376	2000	123	50	1505	707	900
STP0472180014P081000	Santos Plus 0472 1800 Graphite structure MM,1,4	472	1800	123	50	1706	801	900
STP0472200014P081000	Santos Plus 0472 2000 Graphite structure MM,1,4	472	2000	123	50	1890	887	900
STP0568180014P081000	Santos Plus 0568 1800 Graphite structure MM,1,4	568	1800	123	50	2054	964	900
STP0568200014P081000	Santos Plus 0568 2000 Graphite structure MM,1,4	568	2000	123	50	2274	1068	900

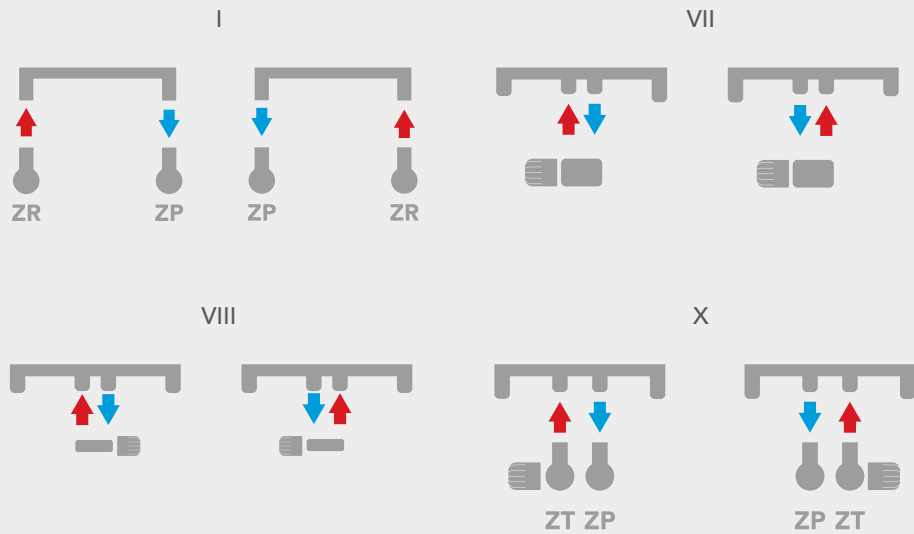
\*Indexes apply to radiators in sample color.



## CONNECTION DIAGRAMS - P. 102-105



OPTION FOR HEATER CONNECTION



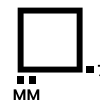
Valve shown:  
Schlosser Duoplex, right-sided

\*\*Available in all colors offered by ENIX, except for double-layer colors, at no additional cost. Valves not included. Dedicated accessories on page 94. Custom sizes available upon request.

# SORENTO SR

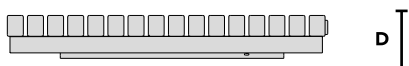
Sample color – Graphite

p max = 10 BAR



Index*	Description	Width (mm)	Height (mm)	Depth (mm)	Connections spacing (mm)	Power (W)		Max. power of electric heater (W)
						Δ 50	Δ 30	
SR00600048614L071000	Sorento 0600 0486 Graphite structure MM,7 <b>left-side supply</b>	600	486	81	50	331	175	-
SR00600060014L071000	Sorento 0600 0600 Graphite structure MM,7 <b>left-side supply</b>	600	600	81	50	403	212	-
SR01000048614L071000	Sorento 1000 0486 Graphite structure MM,7 <b>left-side supply</b>	1000	486	81	50	552	292	-
SR01000060014L071000	Sorento 1000 0600 Graphite structure MM,7 <b>left-side supply</b>	1000	600	81	50	671	353	-
SR01400048614L071000	Sorento 1400 0486 Graphite structure MM,7 <b>left-side supply</b>	1400	486	81	50	773	409	-
SR01400060014L071000	Sorento 1400 0600 Graphite structure MM,7 <b>left-side supply</b>	1400	600	81	50	939	494	-
SR01800048614L071000	Sorento 1800 0486 Graphite structure MM,7 <b>left-side supply</b>	1800	486	81	50	994	525	-
SR01800060014L071000	Sorento 1800 0600 Graphite structure MM,7 <b>left-side supply</b>	1800	600	81	50	1208	635	-
SR02200048614L071000	Sorento 2200 0486 Graphite structure MM,7 <b>left-side supply</b>	2200	486	81	50	1214	642	-
SR02200060014L071000	Sorento 2200 0600 Graphite structure MM,7 <b>left-side supply</b>	2200	600	81	50	1476	776	-

\*Indexes apply to radiators in sample color.



**CONNECTION DIAGRAMS - P. 102-105**

NO OPTION FOR HEATER CONNECTION

I

ZR ZP

VIII

ZR ZP

X

ZT ZP

Valve shown:  
Schlosser Duoplex, right-sided

\*\*Available in all colors offered by ENIX, except for double-layer colors, at no additional cost.  
Valves not included. Dedicated accessories on page 94. Custom sizes available upon request.  
Upon request, the radiator can be provided with a right-sided connection assembly at no additional cost.



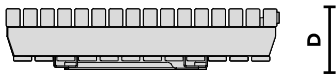
p max = 8 BAR

# SORENTO PLUS SRP

Sample color – Graphite

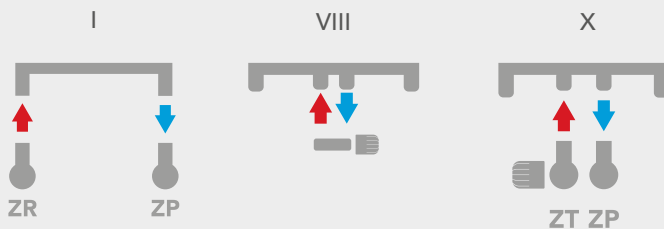
Index*	Description	Width (mm)	Height (mm)	Depth (mm)	Connections spacing (mm)	Power (W)		Max. power of electric heater (W)
						Δ 50	Δ 30	
SRP0600048614L071000	Sorento Plus 0600 0486 Graphite structure MM,7 <b>left-side supply</b>	600	486	138	50	572	300	-
SRP0600060014L071000	Sorento Plus 0600 0600 Graphite structure MM,7 <b>left-side supply</b>	600	600	138	50	690	362	-
SRP1000048614L071000	Sorento Plus 1000 0486 Graphite structure MM,7 <b>left-side supply</b>	1000	486	138	50	913	480	-
SRP1000060014L071000	Sorento Plus 1000 0600 Graphite structure MM,7 <b>left-side supply</b>	1000	600	138	50	1096	575	-
SRP1400048614L071000	Sorento Plus 1400 0486 Graphite structure MM,7 <b>left-side supply</b>	1400	486	138	50	1254	658	-
SRP1400060014L071000	Sorento Plus 1400 0600 Graphite structure MM,7 <b>left-side supply</b>	1400	600	138	50	1508	791	-
SRP1800048614L071000	Sorento Plus 1800 0486 Graphite structure MM,7 <b>left-side supply</b>	1800	486	138	50	1595	837	-
SRP1800060014L071000	Sorento Plus 1800 0600 Graphite structure MM,7 <b>left-side supply</b>	1800	600	138	50	1920	1008	-
SRP2200048614L071000	Sorento Plus 2200 0486 Graphite structure MM,7 <b>left-side supply</b>	2200	486	138	50	1937	1017	-
SRP2200060014L071000	Sorento Plus 2200 0600 Graphite structure MM,7 <b>left-side supply</b>	2200	600	138	50	2333	1225	-

\*Indexes apply to radiators in sample color.



## CONNECTION DIAGRAMS - P. 102-105

NO OPTION FOR HEATER CONNECTION



Valve shown:  
Schlosser Duoplex, right-sided

\*\*Available in all colors offered by ENIX, except for double-layer colors, at no additional cost.  
Valves not included. Dedicated accessories on page 94. Custom sizes available upon request.  
Upon request, the radiator can be provided with a right-sided connection assembly at no additional cost.

## DECORATIVE RADIATORS

Atut AU .....	46
BiLo BL.....	47
Capri C .....	48
Focus F .....	49
Focus FX.....	50
Focus FB.....	51
Form FR .....	52
Hiacynt H.....	54
Hiacynt HX.....	55
Lamelo LM.....	56
Lamelo LMX .....	57
Quatro Q .....	58
Quatro QX.....	59
Quatro QB .....	60
Royal R.....	64
Rama RM .....	61
Rama Mirror RMM .....	62
Revo RV .....	63
Sotti SO .....	65
Tango TG .....	66
Tales TS.....	67
Uno U .....	68
VIK3 .....	69



DECORATIVE RADIATORS



## ATUT AU

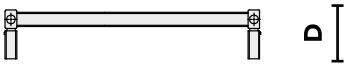
Standard color – RAL 9016 MATT

p max = 8 BAR



Index*	Description	Width (mm)	Height (mm)	Depth (mm)	Connections spacing (mm)	Power (W)		Max. power of electric heater (W)
						Δ 50	Δ 30	
AU0045008790230E0000	Atut 0450 0879 white 9016 matt 1,8	450	879	100-105	425	324	171	300
AU0045011710230E0000	Atut 0450 1171 white 9016 matt 1,8	450	1171	100-105	425	396	209	300
AU0045015260230E0000	Atut 0450 1526 white 9016 matt 1,8	450	1526	100-105	425	480	253	300
AU0045017460230E0000	Atut 0450 1746 white 9016 matt 1,8	450	1746	100-105	425	530	280	300
AU0055008790230E0000	Atut 0550 0879 white 9016 matt 1,8	550	879	100-105	525	374	197	300
AU0055011710230E0000	Atut 0550 1171 white 9016 matt 1,8	550	1171	100-105	525	458	242	300
AU0055015260230E0000	Atut 0550 1526 white 9016 matt 1,8	550	1526	100-105	525	547	289	300
AU0055017460230E0000	Atut 0550 1746 white 9016 matt 1,8	550	1746	100-105	525	597	315	300

\*Indexes apply to radiators in standard color.



### CONNECTION DIAGRAMS - P. 102-105

NO OPTION FOR HEATER CONNECTION

I

II

OPTION FOR HEATER CONNECTION

III

IV

V

VI

Valves shown:  
Schlosser Mini right-sided

\*\*Available in all colors offered by ENIX. STD prices apply to radiators in the standard color - white RAL9016. Valves not included. Dedicated accessories od p.94.





p max = 10 BAR

## BILLO BL

Standard color – RAL 9016 MATT

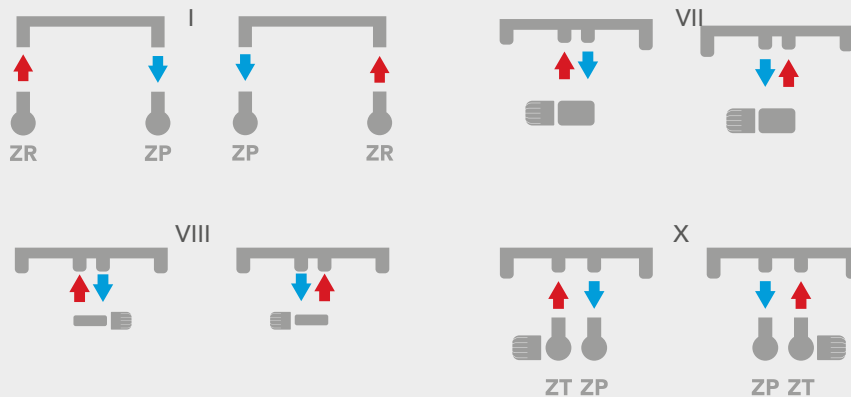
Index*	Description	Width (mm)	Height (mm)	Depth (mm)	Connections spacing (mm)	Power (W)		Max. power of electric heater (W)
						Δ 50	Δ 30	
BL00430083002B0N0000	Billo 0430 0830 white 9016 matt MM,1,8	430	830	65-70	50/400	277	146	-
BL00430103002B0N0000	Billo 0430 1030 white 9016 matt MM,1,8	430	1030	65-70	50/400	336	177	300
BL00430123002B0N0000	Billo 0430 1230 white 9016 matt MM,1,8	430	1230	65-70	50/400	395	208	300
BL00430153002B0N0000	Billo 0430 1530 white 9016 matt MM,1,8	430	1530	65-70	50/400	484	255	300
BL00530083002B0N0000	Billo 0530 0830 white 9016 matt MM,1,8	530	830	65-70	50/500	325	171	300
BL00530103002B0N0000	Billo 0530 1030 white 9016 matt MM,1,8	530	1030	65-70	50/500	389	205	300
BL00530123002B0N0000	Billo 0530 1230 white 9016 matt MM,1,8	530	1230	65-70	50/500	461	243	300
BL00530153002B0N0000	Billo 0530 1530 white 9016 matt MM,1,8	530	1530	65-70	50/500	561	295	300
BL00630083002B0N0000	Billo 0630 0830 white 9016 matt MM,1,8	630	830	65-70	50/600	366	193	300
BL00630103002B0N0000	Billo 0630 1030 white 9016 matt MM,1,8	630	1030	65-70	50/600	443	233	300
BL00630123002B0N0000	Billo 0630 1230 white 9016 matt MM,1,8	630	1230	65-70	50/600	519	273	300
BL00630153002B0N0000	Billo 0630 1530 white 9016 matt MM,1,8	630	1530	65-70	50/600	637	335	600

\*Indexes apply to radiators in standard color.



### CONNECTION DIAGRAMS - P. 102-105

OPTION FOR HEATER CONNECTION



\*\*Available in all colors offered by ENIX. STD prices apply to radiators in the standard color - white RAL9016.

Valves not included. Dedicated accessories on page 94.

Custom sizes available upon request, without MM connection.



# DECORATIVE RADIATORS

## CAPRI C

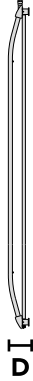
Standard color – RAL 9016 MATT

p max = 4 BAR



Index*	Description	Width (mm)	Height (mm)	Depth (mm)	Connections spacing (mm)	Power (W)		Max. power of electric heater (W)
						Δ 50	Δ 30	
C0007341744021030000	Capri 0734 1744 white 9016 matt MM left-side supply	734	1744	125-130	50	1348	703	-

\*Indexes apply to radiators in sample color.

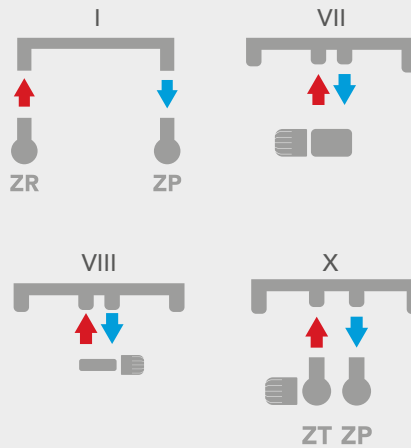


Valve shown:  
Schlosser Duoplex, right-sided

### CONNECTION DIAGRAMS - P. 102-105



NO OPTION FOR HEATER CONNECTION



\*\*Available in all colors offered by ENIX. STD prices apply to radiators in the standard color - white RAL 9016. Valves not included. Four black hangers are included in the set. The decorative grille comes in black color as standard. Dedicated accessories on page 94. Custom sizes available upon request.



p max = 4 BAR

## FOCUS F

Standard color – RAL9016 gloss

Index*	Description	Width (mm)	Height (mm)	Depth (mm)	Connections spacing (mm)	Power (W)		Max. power of electric heater (W)
						Δ 50	Δ 30	
F0005020818013010000	Focus 0502 0818 white RAL9016 gloss 1,8	502	818	97-102	406	424	224	300
F0005020986013010000	Focus 0502 0986 white RAL9016 gloss 1,8	502	986	97-102	406	511	273	300
F0005021238013010000	Focus 0502 1238 white RAL9016 gloss 1,8	502	1238	97-102	406	645	343	600
F0005021742013010000	Focus 0502 1742 white RAL9016 gloss 1,8	502	1742	97-102	406	923	486	900
F0005950818013010000	Focus 0595 0818 white RAL9016 gloss 1,8	595	818	106-111	500	486	256	300
F0005950986013010000	Focus 0595 0986 white RAL9016 gloss 1,8	595	986	106-111	500	586	310	300
F0005951238013010000	Focus 0595 1238 white RAL9016 gloss 1,8	595	1238	106-111	500	739	389	600
F0005951742013010000	Focus 0595 1742 white RAL9016 gloss 1,8	595	1742	106-111	500	1057	553	900
F0007460818013010000	Focus 0746 0818 white RAL9016 gloss 1,8	746	818	120-125	650	582	305	300
F0007460986013010000	Focus 0746 0986 white RAL9016 gloss 1,8	746	986	120-125	650	702	365	600
F0007461238013010000	Focus 0746 1238 white RAL9016 gloss 1,8	746	1238	120-125	650	886	460	600
F0007461742013010000	Focus 0746 1742 white RAL9016 gloss 1,8	746	1742	120-125	650	1267	656	900

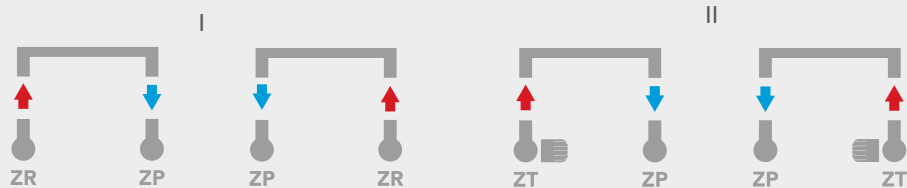
\*Indexes apply to radiators in sample color.



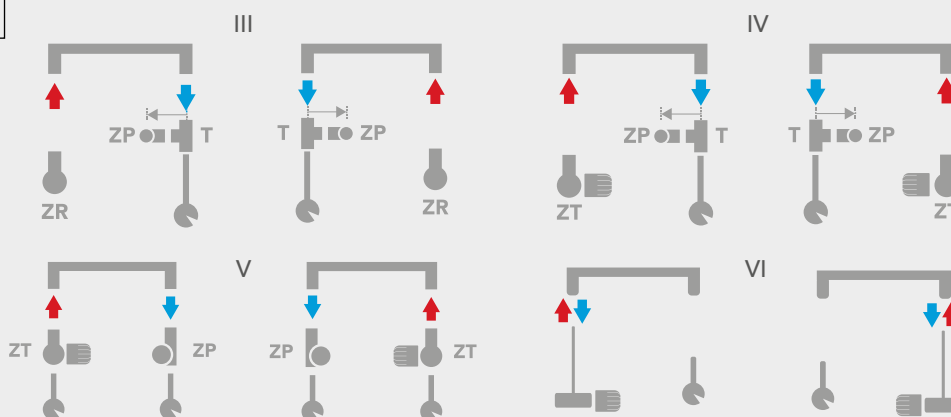
### CONNECTION DIAGRAMS - P. 102-105



NO OPTION FOR HEATER CONNECTION



OPTION FOR HEATER CONNECTION



Valves shown:  
Vero

\*\*Available in all colors offered by ENIX. STD prices apply to radiators in the standard color - white RAL9016. Valves not included. Dedicated accessories on page 94. Custom sizes available upon request.



## FOCUS FX

Standard color – RAL 9016 gloss


p max = 4 BAR



Index*	Description	Width (mm)	Height (mm)	Depth (mm)	Connections spacing (mm)	Power (W)		Max. power of electric heater (W)
						Δ 50	Δ 30	
F000595081801B010000	Focus 0595 0818 white RAL 9016 gloss MM,1,8	595	818	106-111	50	486	256	300
F000595123801B010000	Focus 0595 1238 white RAL 9016 gloss MM,1,8	595	1238	106-111	50	739	389	600
F000595174201B010000	Focus 0595 1742 white RAL 9016 gloss MM,1,8	595	1742	106-111	50	1057	553	900
F000746081801B010000	Focus 0746 0818 white RAL 9016 gloss MM,1,8	746	818	120-125	50	582	305	300
F000746123801B010000	Focus 0746 1238 white RAL 9016 gloss MM,1,8	746	1238	120-125	50	886	460	600
F000746174201B010000	Focus 0746 1742 white RAL 9016 gloss MM,1,8	746	1742	120-125	50	1267	656	900

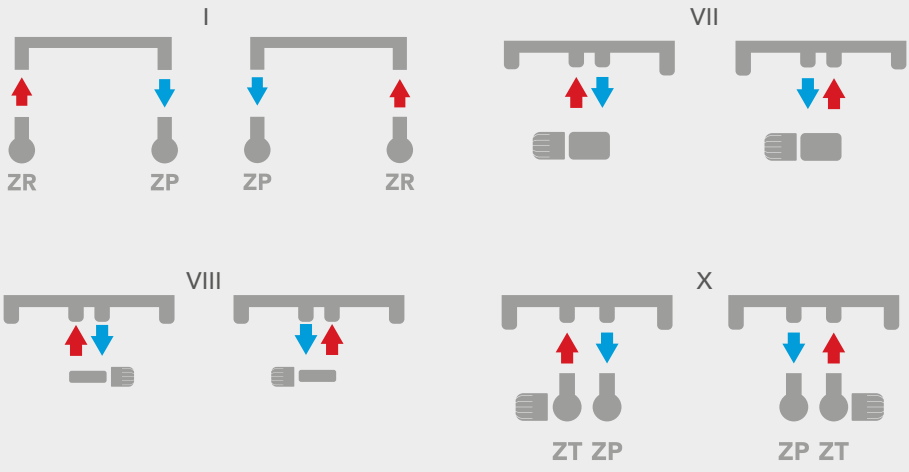
\*Indexes apply to radiators in sample color.





### CONNECTION DIAGRAMS - P. 102-105

OPTION FOR HEATER CONNECTION



Valve shown:  
Schlosser Duoplex, right-sided

\*\*Available in all colors offered by ENIX. STD prices apply to radiators in the standard color - white RAL 9016. Valves not included. Dedicated accessories on page 94. Custom sizes available upon request.



p max = 4 BAR

## FOCUS FB

Standard color – RAL 9016 gloss

Index*	Description	Width (mm)	Height (mm)	Depth (mm)	Connections spacing (mm)	Power (W)		Max. power of electric heater (W)
						Δ 50	Δ 30	
FB00595077601G010000	Focus metal sheet 0595 0776 white RAL 9016 gloss MM,1,8 <b>left-side supply</b>	595	776	106-111	50	440	232	300
FB00595115401G010000	Focus metal sheet 0595 1154 white RAL 9016 gloss MM,1,8 <b>left-side supply</b>	595	1154	106-111	50	669	353	600
FB00595174201G010000	Focus metal sheet 0595 1742 white RAL 9016 gloss MM,1,8 <b>left-side supply</b>	595	1742	106-111	50	1031	539	900
FB00746077601G010000	Focus metal sheet 0746 0776 white RAL 9016 gloss MM,1,8 <b>left-side supply</b>	746	776	120-125	50	526	276	300
FB00746115401G010000	Focus metal sheet 0746 1154 white RAL 9016 gloss MM,1,8 <b>left-side supply</b>	746	1154	120-125	50	797	414	600
FB00746174201G010000	Focus metal sheet 0746 1742 white RAL 9016 gloss MM,1,8 <b>left-side supply</b>	746	1742	120-125	50	1249	647	900

\*Indexes apply to radiators in sample color.



VALVE AND THERMOSTATIC HEAD INCLUDED IN THE SET



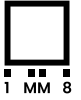
\*\*Available in all colors offered by ENIX. STD prices apply to radiators in the standard color - white RAL 9016. A chrome thermostatic head is included in the set.



## FORM FR

Standard color – RAL 9016 MATT


p max = 10 BAR



Index*	Description	Width (mm)	Height (mm)	Depth (mm)	Connections spacing (mm)	Power (W)		Max. power of electric heater (W)
						Δ 50	Δ 30	
FR00400077602B0E0000	Form 0400 0776 white 9016 matt MM,1,8	400	776	90-95	50	257	131	-
FR00400101002B0E0000	Form 0400 1010 white 9016 matt MM,1,8	400	1010	90-95	50	328	167	300
FR00400123802B0E0000	Form 0400 1238 white 9016 matt MM,1,8	400	1238	90-95	50	399	203	300
FR00400166702B0E0000	Form 0400 1667 white 9016 matt MM,1,8	400	1667	90-95	50	523	267	300
FR00608077602B0E0000	Form 0608 0776 white 9016 matt MM,1,8	608	776	90-95	50	353	180	300
FR00608101002B0E0000	Form 0608 1010 white 9016 matt MM,1,8	608	1010	90-95	50	449	229	300
FR00608123802B0E0000	Form 0608 1238 white 9016 matt MM,1,8	608	1238	90-95	50	545	278	300
FR00608166702B0E0000	Form 0608 1667 white 9016 matt MM,1,8	608	1667	90-95	50	712	365	600


\*Indexes apply to radiators in sample color.



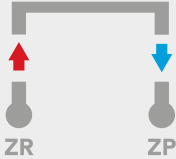


### CONNECTION DIAGRAMS - P. 102-105

OPTION FOR HEATER CONNECTION




I




ZR ZP

VII



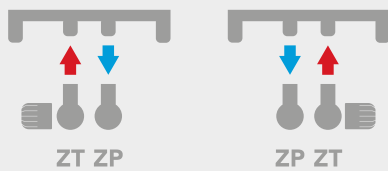
ZP ZR

VIII



ZP ZR

X



ZT ZP

Valves shown:  
Vero

\*\*Available in all colors offered by ENIX. STD prices apply to radiators in the standard color - white RAL9016.  
 Valves not included. Dedicated accessories on page 94.  
 Custom sizes available upon request.



5  
LAT.  
GWARANCJI

p max = 8 BAR

## GIL G

Standard color – RAL 9016 MATT

Index*	Description	Width (mm)	Height (mm)	Depth (mm)	Connections spacing (mm)	Power (W)		Max. power of electric heater (W)
						Δ 50	Δ 30	
G00025006450140N0000	Gil 0250 0645 white 9016 matt 1,4,5,8	250	645	75-80	210	178	94	-
G00025009000140N0000	Gil 0250 0900 white 9016 matt 1,4,5,8	250	900	75-80	210	242	127	-
G00025011550140N0000	Gil 0250 1155 white 9016 matt 1,4,5,8	250	1155	75-80	210	307	161	300
G00025014950140N0000	Gil 0250 1495 white 9016 matt 1,4,5,8	250	1495	75-80	210	398	207	300

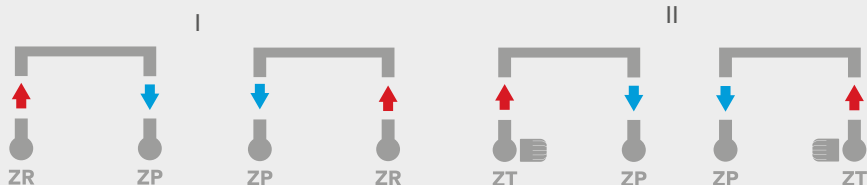
\*Indexes apply to radiators in sample color.



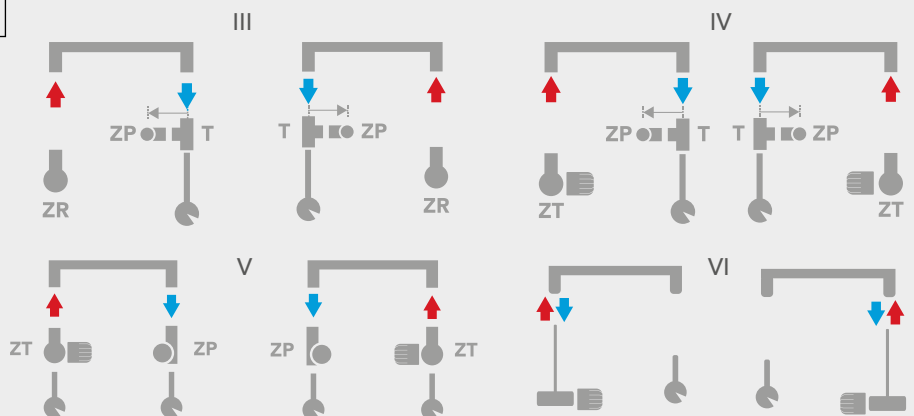
### CONNECTION DIAGRAMS - P. 102-105



NO OPTION FOR HEATER CONNECTION



OPTION FOR HEATER CONNECTION



\*\*Available in all colors offered by ENIX. STD prices apply to radiators in the standard color - white RAL9016. Valves not included. Dedicated accessories on page 94. Custom sizes available upon request.



# DECORATIVE RADIATORS

## HIACYNT H

Standard color – RAL 9016 MATT


p max = 8 BAR



Index*	Description	Width (mm)	Height (mm)	Depth (mm)	Connections spacing (mm)	Power (W)		Max. power of electric heater (W)
						Δ 50	Δ 30	
H0004000773023030000	Hiacynt 0400 0773 white 9016 matt 1,8	400	773	60-65	360	252	135	-
H0004001043023030000	Hiacynt 0400 1043 white 9016 matt 1,8	400	1043	60-65	360	339	180	300
H0004001313023030000	Hiacynt 0400 1313 white 9016 matt 1,8	400	1313	60-65	360	441	232	300
H0004001583023030000	Hiacynt 0400 1583 white 9016 matt 1,8	400	1583	60-65	360	529	287	300
H0005550773023030000	Hiacynt 0555 0773 white 9016 matt 1,8	555	773	60-65	515	324	174	300
H0005551043023030000	Hiacynt 0555 1043 white 9016 matt 1,8	555	1043	60-65	515	440	233	300
H0005551313023030000	Hiacynt 0555 1313 white 9016 matt 1,8	555	1313	60-65	515	575	303	300
H0005551583023030000	Hiacynt 0555 1583 white 9016 matt 1,8	555	1583	60-65	515	690	362	600

\*Indexes apply to radiators in sample color.

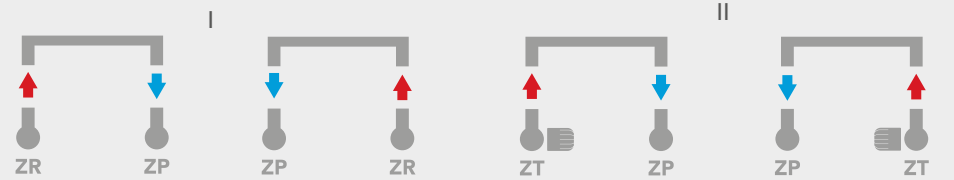




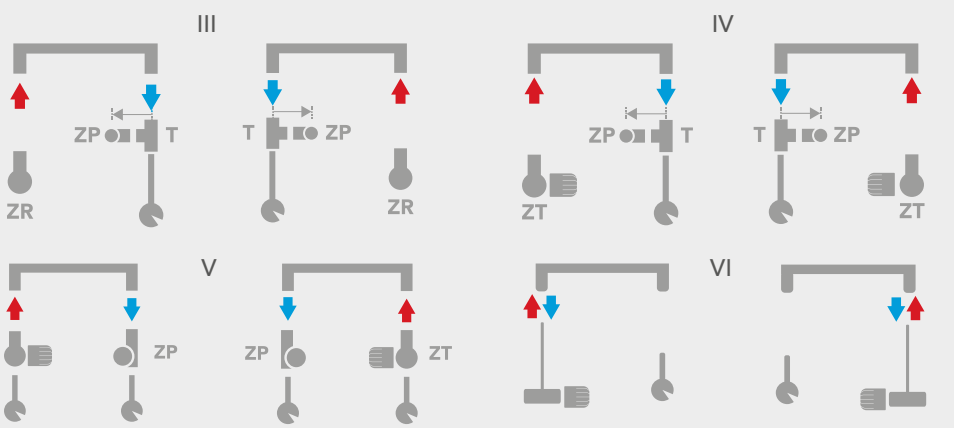
Valves shown:  
Schlosser Mini left-sided

### CONNECTION DIAGRAMS - P. 102-105

NO OPTION FOR HEATER CONNECTION




OPTION FOR HEATER CONNECTION



\*\*Available in all colors offered by ENIX. STD prices apply to radiators in the standard color - white RAL9016. Valves not included. Dedicated accessories on page 94. Custom sizes available upon request.





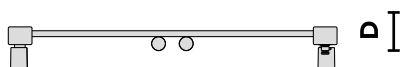
p max = 8 BAR

## HIACYNT HX

Standard color – RAL 9016 MATT

Index*	Description	Width (mm)	Height (mm)	Depth (mm)	Connections spacing (mm)	Power (W)		Max. power of electric heater (W)
						Δ 50	Δ 30	
H000400077302G030000	Hiacynt 0400 0773 white 9016 matt MM,1,8 <b>left-side supply</b>	400	773	83-88	50	252	135	-
H000400104302G030000	Hiacynt 0400 1043 white 9016 matt MM,1,8 <b>left-side supply</b>	400	1043	83-88	50	339	180	300
H000400131302G030000	Hiacynt 0400 1313 white 9016 matt MM,1,8 <b>left-side supply</b>	400	1313	83-88	50	441	232	300
H000400158302G030000	Hiacynt 0400 1583 white 9016 matt MM,1,8 <b>left-side supply</b>	400	1583	83-88	50	529	287	300
H000555077302G030000	Hiacynt 0555 0773 white 9016 matt MM,1,8 <b>left-side supply</b>	555	773	83-88	50	324	174	300
H000555104302G030000	Hiacynt 0555 1043 white 9016 matt MM,1,8 <b>left-side supply</b>	555	1043	83-88	50	440	233	300
H000555131302G030000	Hiacynt 0555 1313 white 9016 matt MM,1,8 <b>left-side supply</b>	555	1313	83-88	50	575	303	300
H000555158302G030000	Hiacynt 0555 1583 white 9016 matt MM,1,8 <b>left-side supply</b>	555	1583	83-88	50	690	362	600

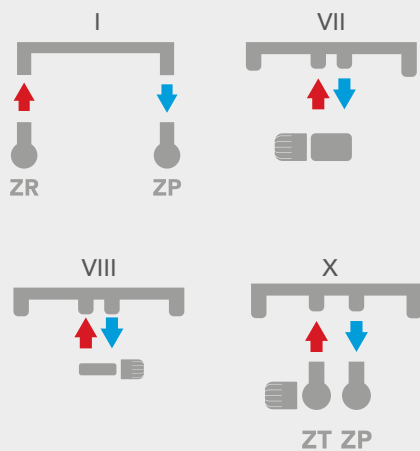
\*Indexes apply to radiators in sample color.



### CONNECTION DIAGRAMS - P. 102-105



OPTION FOR HEATER CONNECTION



Valve shown:  
Schlosser Duoplex, right-sided

\*\*Available in all colors offered by ENIX. STD prices apply to radiators in the standard color - white RAL9016. Valves not included. Dedicated accessories on page 94. Custom sizes available upon request.



## LAMELO LM

Standard color – RAL 9016 MATT

p max = 8 BAR



Index*	Description	Width (mm)	Height (mm)	Depth (mm)	Connections spacing (mm)	Power (W)		Max. power of electric heater (W)
						Δ 50	Δ 30	
LM005440773023010000	Lamelo 0544 0773 white 9016 matt 1,8	544	773	100-105	495	339	181	300
LM005441043023010000	Lamelo 0544 1043 white 9016 matt 1,8	544	1043	100-105	495	498	268	300
LM005441313023010000	Lamelo 0544 1313 white 9016 matt 1,8	544	1313	100-105	495	620	332	600

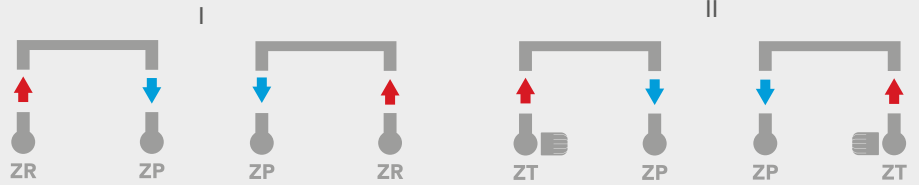
\*Indexes apply to radiators in standard color.



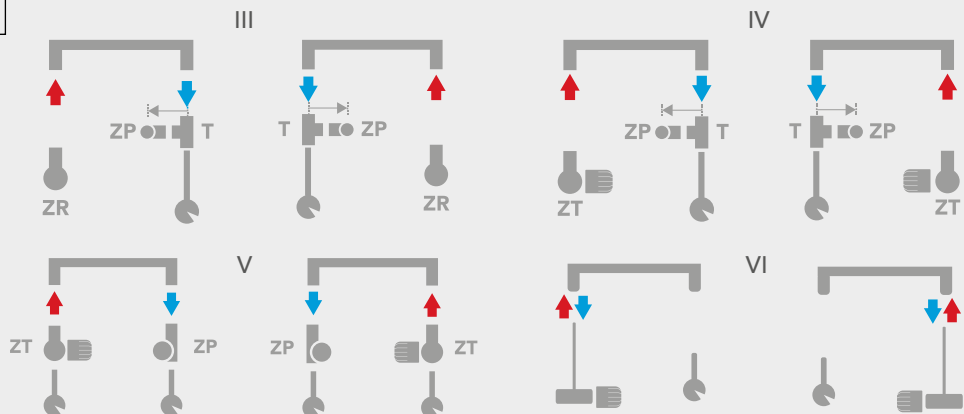
### CONNECTION DIAGRAMS - P. 102-105



NO OPTION FOR HEATER CONNECTION




OPTION FOR HEATER CONNECTION



Valves shown:  
Vero

\*\*Available in all colors offered by ENIX. STD prices apply to radiators in the standard color - white RAL9016.  
Valves not included. Dedicated accessories on page 94.  
Custom sizes available upon request.



p max = 8 BAR

## LAMELO LMX

Standard color – RAL 9016 MATT

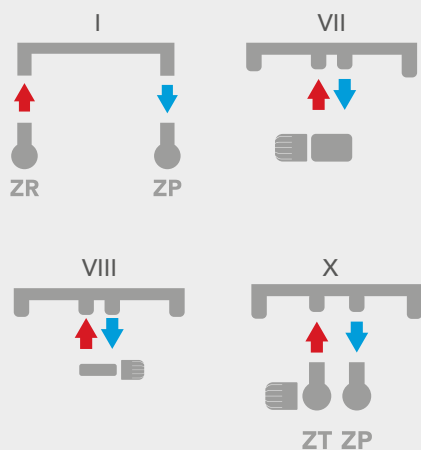
Index*	Description	Width (mm)	Height (mm)	Depth (mm)	Connections spacing (mm)	Power (W)		Max. power of electric heater (W)
						Δ 50	Δ 30	
LM00544077302G010000	Lamelo 0544 0773 white 9016 matt MM,1,8 <b>left-side supply</b>	544	773	100-105	50	339	181	300
LM00544104302G010000	Lamelo 0544 1043 white 9016 matt MM,1,8 <b>left-side supply</b>	544	1043	100-105	50	498	268	300
LM00544131302G010000	Lamelo 0544 1313 white 9016 matt MM,1,8 <b>left-side supply</b>	544	1313	100-105	50	620	332	600

\*Indexes apply to radiators in standard color.



### CONNECTION DIAGRAMS - P. 102-105

OPTION FOR HEATER CONNECTION



Valve shown:  
Schlosser Duoplex, right-sided

\*\*Available in all colors offered by ENIX. STD prices apply to radiators in the standard color - white RAL9016.  
Valves not included. Dedicated accessories on page 94.  
Custom sizes available upon request.



# DECORATIVE RADIATORS

## QUATRO Q

Standard color – RAL 9016 MATT

p max = 4 BAR



Index*	Description	Width (mm)	Height (mm)	Depth (mm)	Connections spacing (mm)	Power (W)		Max. power of electric heater (W)
						Δ 50	Δ 30	
Q0005950812023030000	Quatro 0595 0812 white 9016 matt 1,8	595	812	101-106	500	392	210	300
Q0005951097023030000	Quatro 0595 1097 white 9016 matt 1,8	595	1097	101-106	500	553	293	300
Q0005951325023030000	Quatro 0595 1325 white 9016 matt 1,8	595	1325	101-106	500	664	351	600
Q0005951667023030000	Quatro 0595 1667 white 9016 matt 1,8	595	1667	101-106	500	849	448	600

\*Indexes apply to radiators in standard color.



### CONNECTION DIAGRAMS - P. 102-105

NO OPTION FOR HEATER CONNECTION

I

II

III

V

VI

Valves shown:  
Vero

\*\*Available in all colors offered by ENIX. STD prices apply to radiators in the standard color - white RAL9016.  
 Valves not included. Dedicated accessories on page 94.  
 Customizable radiator height options are available.



p max = 4 BAR

## QUATRO QX

Standard color – RAL 9016 MATT

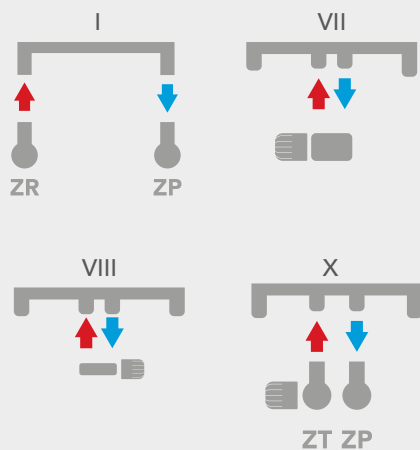
Index*	Description	Width (mm)	Height (mm)	Depth (mm)	Connections spacing (mm)	Power (W)		Max. power of electric heater (W)
						Δ 50	Δ 30	
Q000595081202G030000	Quatro 0595 0812 white 9016 matt MM,1,8 <b>left-side supply</b>	595	812	101-106	50	392	210	300
Q000595109702G030000	Quatro 0595 1097 white 9016 matt MM,1,8 <b>left-side supply</b>	595	1097	101-106	50	553	293	300
Q000595132502G030000	Quatro 0595 1325 white 9016 matt MM,1,8 <b>left-side supply</b>	595	1325	101-106	50	664	351	600
Q000595166702G030000	Quatro 0595 1667 white 9016 matt MM,1,8 <b>left-side supply</b>	595	1667	101-106	50	849	448	600

\*Indexes apply to radiators in standard color.



### CONNECTION DIAGRAMS - P. 102-105

OPTION FOR HEATER CONNECTION



Valve shown:  
Oventop Multiblock Uniwersalny

\*\*Available in all colors offered by ENIX. STD prices apply to radiators in the standard color - white RAL9016.  
Valves not included. Dedicated accessories on page 94.  
Customizable radiator height options are available.



## QUATRO QB

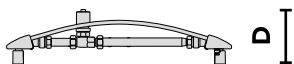
Standard color – RAL 9016 MATT

p max = 4 BAR



Index*	Description	Width (mm)	Height (mm)	Depth (mm)	Connections spacing (mm)	Power (W)		Max. power of electric heater (W)
						Δ 50	Δ 30	
QB00595078502G030000	Quatro metal sheet 0595 0785 white 9016 matt MM,1,8 <b>left-side supply</b>	595	785	101-106	50	374	198	300
QB00595118502G030000	Quatro metal sheet 0595 1185 white 9016 matt MM,1,8 <b>left-side supply</b>	595	1185	101-106	50	586	310	300
QB00595169802G030000	Quatro metal sheet 0595 1698 white 9016 matt MM,1,8 <b>left-side supply</b>	595	1698	101-106	50	849	448	600

\*Indexes apply to radiators in standard color.



VALVE AND THERMOSTATIC HEAD INCLUDED IN THE SET

\*\*Available in all colors offered by ENIX. STD prices apply to radiators in the standard color - white RAL9016. A chrome thermostatic head is included in the set.




p max = 4 BAR

## RAMA RM

Standard color – Bronz Metallic

Index*	Description	Width (mm)	Height (mm)	Depth (mm)	Connections spacing (mm)	Power (W)		Max. power of electric heater (W)
						Δ 50	Δ 30	
RM00595094405A030000	Rama 0595 0944 Bronz Metallic MM,8	595	944	72-77	50	423	227	300

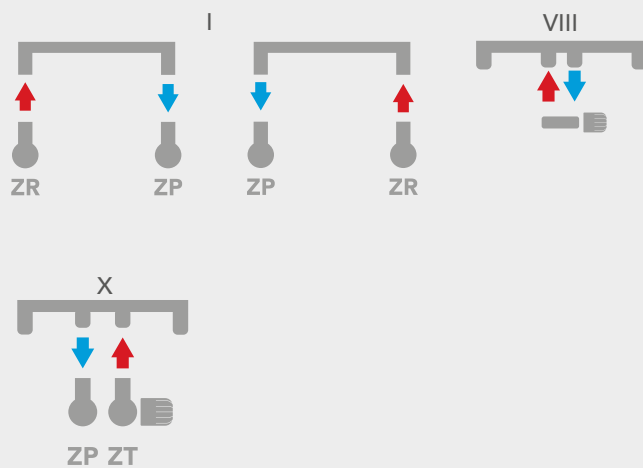
\*Indexes apply to radiators in standard color.



### CONNECTION DIAGRAMS - P. 102-105



OPTION FOR HEATER CONNECTION



Valve shown:  
Schlosser Duoplex, right-sided

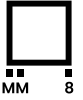
\*\*Available in all colors offered by ENIX. STD prices apply to radiators in the standard color - white RAL9016.  
Valves not included.  
Upon request, the radiator can be provided with a right-sided connection assembly at no additional cost.



## RAMA MIRROR RMM

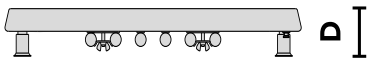
Standard color – Graphite structure

p max = 4 BAR



Index*	Description	Width (mm)	Height (mm)	Depth (mm)	Connections spacing (mm)	Power (W)		Max. power of electric heater (W)
						Δ 50	Δ 30	
RMM0595094414A030000	Rama with mirror0595 0944 Graphite structure MM,8	595	944	72-77	50	470	245	300
RMM0595144814A030000	Rama with mirror0595 1448 Graphite structure MM,8	595	1448	72-77	50	693	362	600

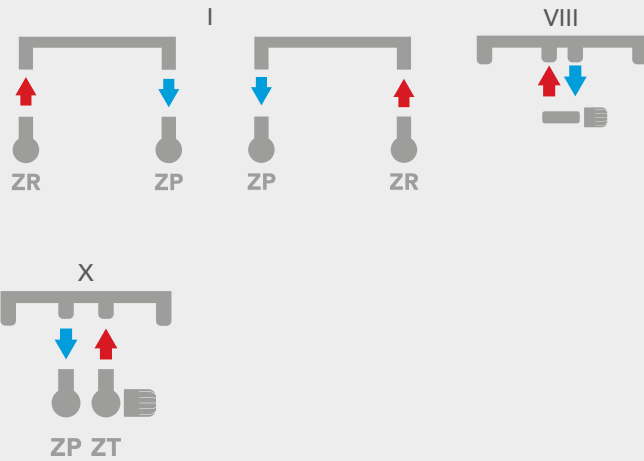
\*Indexes apply to radiators in standard color.



Valve shown:  
Schlosser Duoplex, right-sided

### CONNECTION DIAGRAMS - P. 102-105


OPTION FOR HEATER CONNECTION



\*\*Available in all colors offered by ENIX. STD prices apply to radiators in the standard color - white RAL9016.

Valves not included. When placing your order, please specify whether you prefer mirrored edge finishing with or without bevel. Upon request, the radiator can be provided with a right-sided connection assembly at no additional cost.





p max = 8 BAR

## REVO RV

Standard color – RAL 9016 MATT

Index*	Description	Width (mm)	Height (mm)	Depth (mm)	Connections spacing (mm)	Power (W)		Max. power of electric heater (W)
						Δ 50	Δ 30	
RV0045008950230E0000	Revo 0450 0895 white 9016 matt 1,8	450	895	90-95	410	315	167	300
RV0045013250230E0000	Revo 0450 1325 white 9016 matt 1,8	450	1325	90-95	410	415	220	300
RV0045015050230E0000	Revo 0450 1505 white 9016 matt 1,8	450	1505	90-95	410	465	246	300
RV0045016950230E0000	Revo 0450 1695 white 9016 matt 1,8	450	1695	90-95	410	514	273	300
RV0055508950230E0000	Revo 0555 0895 white 9016 matt 1,8	555	895	90-95	515	365	194	300
RV0055513250230E0000	Revo 0555 1325 white 9016 matt 1,8	555	1325	90-95	515	481	255	300
RV0055515050230E0000	Revo 0555 1505 white 9016 matt 1,8	555	1505	90-95	515	531	282	300
RV0055516950230E0000	Revo 0555 1695 white 9016 matt 1,8	555	1695	90-95	515	586	311	300

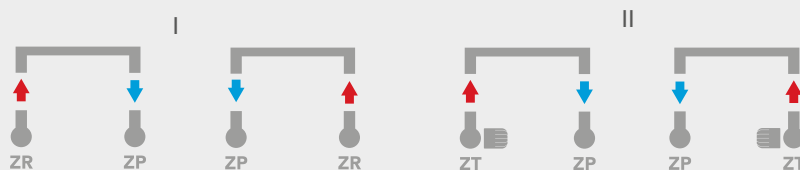
\*Indexes apply to radiators in standard color.



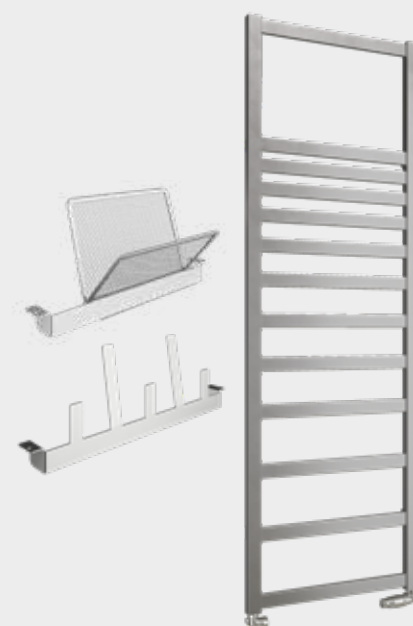
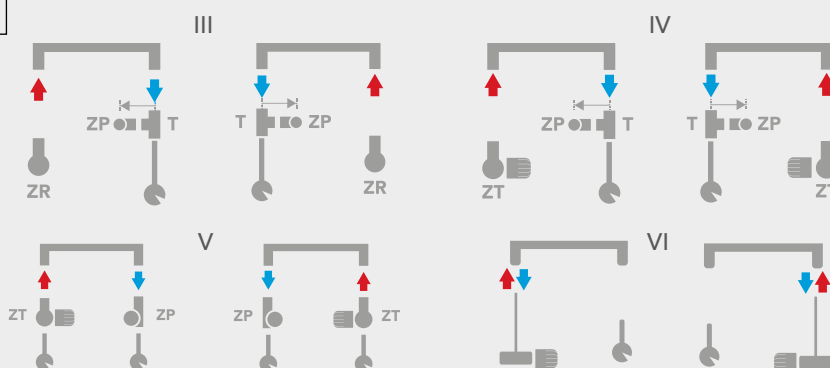
### CONNECTION DIAGRAMS - P. 102-105



NO OPTION FOR HEATER CONNECTION



OPTION FOR HEATER CONNECTION



Valves shown:  
Schlosser Mini right-sided

\*\*Available in all colors offered by ENIX. STD prices apply to radiators in the standard color - white RAL9016. The hanger is not included. Valves not included. Dedicated accessories p. 97.



## ROYAL R

Standard color – RAL 9016 MATT

p max = 4 BAR



Index*	Description	Width (mm)	Height (mm)	Depth (mm)	Connections spacing (mm)	Power (W)		Max. power of electric heater (W)
						Δ 50	Δ 30	
R0008440524023030000	Royal 0844 0524 white 9016 matt 1,8	844	524	125-130	747	454	238	300
R0012940524023030000	Royal 1294 0524 white 9016 matt 1,8	1294	524	125-130	1198	661	346	600
R0017440524023030000	Royal 1744 0524 white 9016 matt 1,8	1744	524	125-130	1648	855	445	600

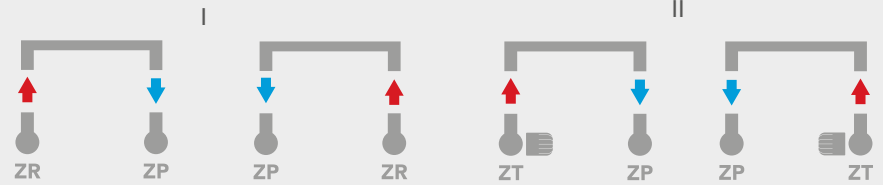
\*Indexes apply to radiators in standard color.




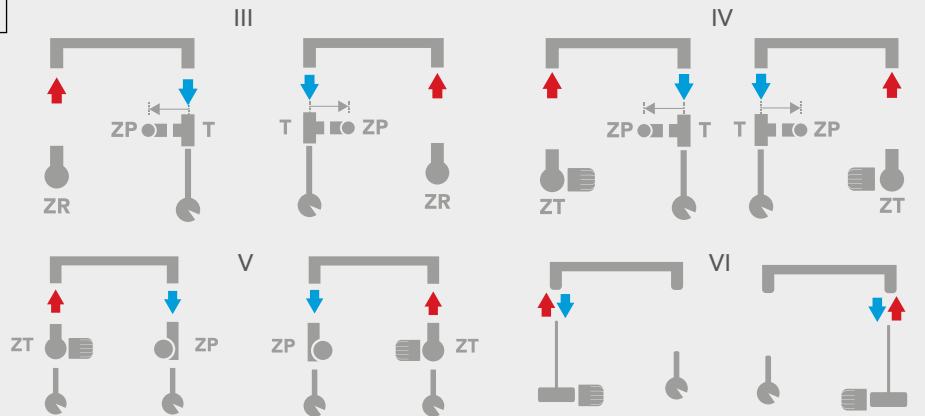
### CONNECTION DIAGRAMS - P. 102-105



NO OPTION FOR HEATER CONNECTION



OPTION FOR HEATER CONNECTION



Valves shown:  
Schlosser Mini left-sided

\*\*Available in all colors offered by ENIX. STD prices apply to radiators in the standard color - white RAL9016. Valves not included. The decorative grille comes in black color as standard. Dedicated accessories on page 94. Custom sizes available upon request.

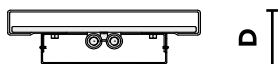


p max = 6 BAR

**SOTTI SO**  
Standard color – RAL 9016 Structure

Index*	Description	Width (mm)	Height (mm)	Depth (mm)	Connections spacing (mm)	Power (W)		Max. power of electric heater (W)
						Δ 50	Δ 30	
SO30112004515R01L3	Sotti 0450 1168 RAL9016 structure MM, with hanger	450	1168	67-92	50	536	294	-
SO30114004515R01L3	Sotti 0450 1368 RAL9016 structure MM, with hanger	450	1368	67-92	50	629	344	-
SO30116004515R01L3	Sotti 0450 1568 RAL9016 structure MM, with hanger	450	1568	67-92	50	725	396	-
SO30118004515R01L3	Sotti 0450 1768 RAL9016 structure MM, with hanger	450	1768	67-92	50	822	448	-

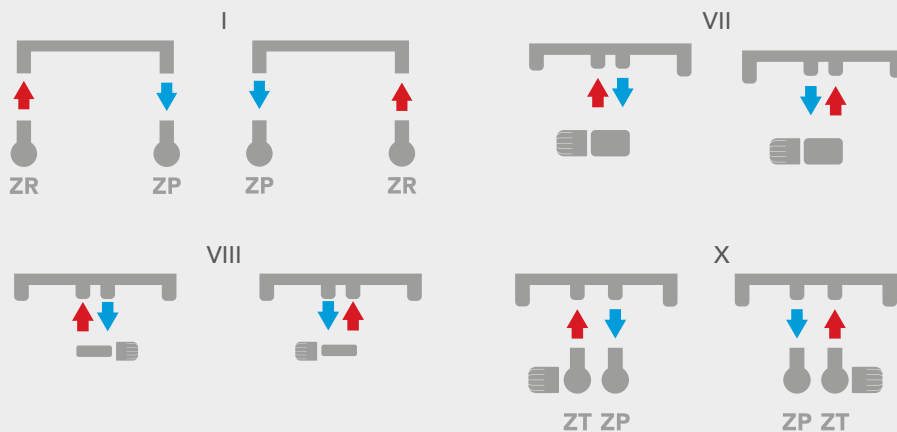
\*Indexes apply to radiators in standard color.



## CONNECTION DIAGRAMS - P. 102-105



NO OPTION FOR HEATER CONNECTION



Valves shown:  
Vero

\*\*Available in all colors offered by ENIX, except for glossy finishes and, SILVER METALIC, BRONZ METLIC, EFFECT chromE, GLOSSY SILVER, EFFECT ALUMINIUM. Two chrome-colored towel rails are included in the set. Valves not included. Dedicated accessories on page 94.



# DECORATIVE RADIATORS

## TANGO TG

Standard color – RAL 9016 MATT


p max = 6 BAR



Index*	Description	Width (mm)	Height (mm)	Depth (mm)	Connections spacing (mm)	Power (W)		Max. power of electric heater (W)
						Δ 50	Δ 30	
TG00606081802B030000	Tango 0606 0818 white 9016 matt MM,1,8	606	818	66-71	50	419	226	300
TG00606123802B030000	Tango 0606 1238 white 9016 matt MM,1,8	606	1238	66-71	50	656	353	600
TG00606174202B030000	Tango 0606 1742 white 9016 matt MM,1,8	606	1742	66-71	50	943	504	900


\*Indexes apply to radiators in standard color.



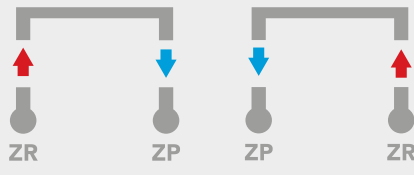


### CONNECTION DIAGRAMS - P. 102-105


OPTION FOR HEATER CONNECTION




I



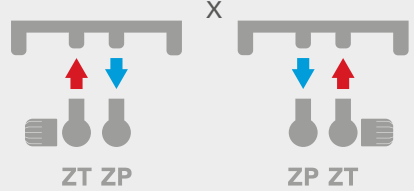
VII



VIII



X



Valve shown:  
Schlosser Duoplex, right-sided

\*\*Available in all colors offered by ENIX. STD prices apply to radiators in the standard color - white RAL9016.  
Valves not included. Dedicated accessories on page 94.  
Custom sizes available upon request.



5  
LAT.  
GWARANCJI

p max = 8 BAR

## TALES TS

Standard color – RAL 9016 MATT

Index*	Description	Width (mm)	Height (mm)	Depth (mm)	Connections spacing (mm)	Power (W)		Max. power of electric heater (W)
						Δ 50	Δ 30	
TS0045008710240D0000	Tales 0450 0871 white 9016 matt 1,4,5,8	450	871	60-65	420	321	171	300
TS0045011950240D0000	Tales 0450 1195 white 9016 matt 1,4,5,8	450	1195	60-65	420	434	231	300
TS0045015190240D0000	Tales 0450 1519 white 9016 matt 1,4,5,8	450	1519	60-65	420	483	258	300
TS0060011950240D0000	Tales 0600 1195 white 9016 matt 1,4,5,8	600	1195	60-65	570	537	286	300
TS0060015190240D0000	Tales 0600 1519 white 9016 matt 1,4,5,8	600	1519	60-65	570	675	360	600

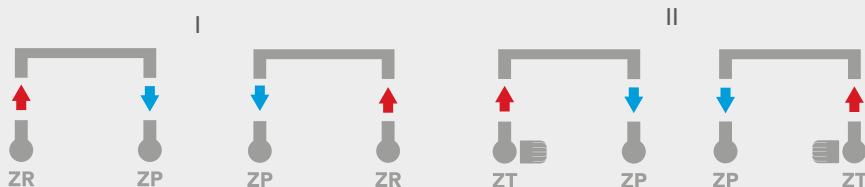
\*Indexes apply to radiators in standard color.



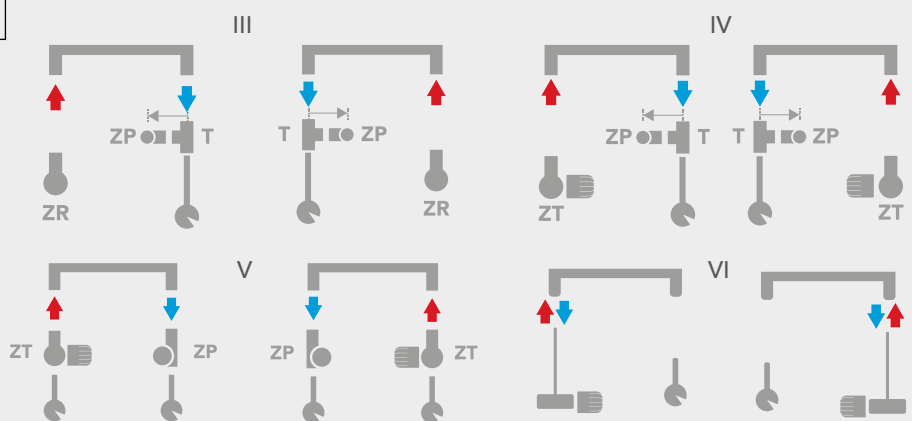
### CONNECTION DIAGRAMS - P. 102-105



NO OPTION FOR HEATER CONNECTION



OPTION FOR HEATER CONNECTION



Valves shown:  
Schlosser Mini left-sided

\*\*Available in all colors offered by ENIX. STD prices apply to radiators in the standard color - white RAL9016.  
Valves not included.  
Dedicated accessories on page 94.



# DECORATIVE RADIATORS

## UNO U

Standard color – RAL 9016 MATT

p max = 10 BAR



Index*	Description	Width (mm)	Height (mm)	Depth (mm)	Connections spacing (mm)	Power (W)		Max. power of electric heater (W)
						Δ 50	Δ 30	
U000500094402B030000	Uno 0500 0944 white 9016 matt MM,1,8	500	944	83-88	50	323	171	300

\*Indexes apply to radiators in standard color.



### CONNECTION DIAGRAMS - P. 102-105

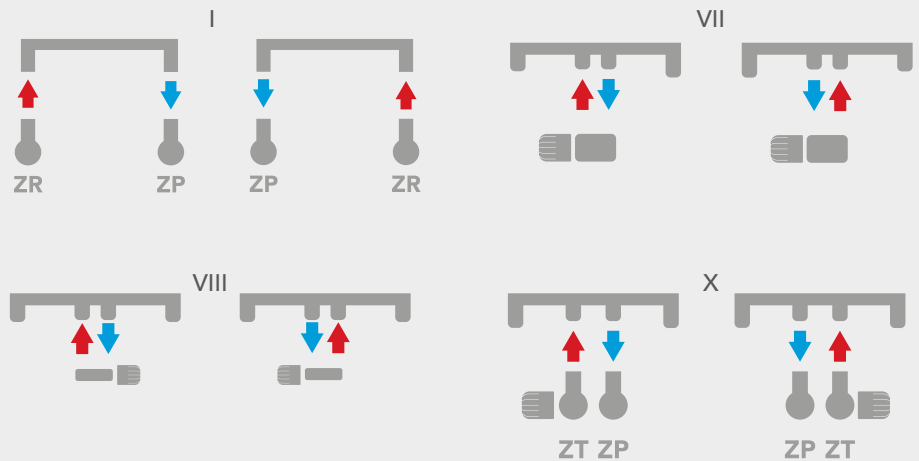


OPTION FOR HEATER CONNECTION



Valve shown:

Schlösser Duoplex, right-sided



\*\*Available in all colors offered by ENIX. STD prices apply to radiators in the standard color - white RAL9016. Valves not included. Dedicated accessories on page 94. Custom sizes available upon request.



p max = 8 BAR

## VIK3

Standard color – RAL 9016 MATT

Index*	Description	Width (mm)	Height (mm)	Depth (mm)	Connections spacing (mm)	Power (W)		Max. power of electric heater (W)
						Δ 50	Δ 30	
V00040007500240N0000	VIK3 0400 0750 white 9016 matt 1,4,5,8	400	750	75-78	370	267	140	-
V00040009700240N0000	VIK3 0400 0970 white 9016 matt 1,4,5,8	400	970	75-78	370	339	178	300
V00040011900240N0000	VIK3 0400 1190 white 9016 matt 1,4,5,8	400	1190	75-78	370	412	216	300
V00040014050240N0000	VIK3 0400 1405 white 9016 matt 1,4,5,8	400	1405	75-78	370	484	253	300
V00040016230240N0000	VIK3 0400 1623 white 9016 matt 1,4,5,8	400	1623	75-78	370	556	291	300
V00050007500240N0000	VIK3 0500 0750 white 9016 matt 1,4,5,8	500	750	75-78	470	317	167	300
V00050009700240N0000	VIK3 0500 0970 white 9016 matt 1,4,5,8	500	970	75-78	470	404	212	300
V00050011900240N0000	VIK3 0500 1190 white 9016 matt 1,4,5,8	500	1190	75-78	470	490	257	300
V00050014050240N0000	VIK3 0500 1405 white 9016 matt 1,4,5,8	500	1405	75-78	470	575	301	300
V00050016230240N0000	VIK3 0500 1623 white 9016 matt 1,4,5,8	500	1623	75-78	470	662	346	600
V00060007500240N0000	VIK3 0600 0750 white 9016 matt 1,4,5,8	600	750	75-78	570	365	192	300
V00060009700240N0000	VIK3 0600 0970 white 9016 matt 1,4,5,8	600	970	75-78	570	465	244	300
V00060011900240N0000	VIK3 0600 1190 white 9016 matt 1,4,5,8	600	1190	75-78	570	565	296	300
V00060014050240N0000	VIK3 0600 1405 white 9016 matt 1,4,5,8	600	1405	75-78	570	662	346	300
V00060016230240N0000	VIK3 0600 1623 white 9016 matt 1,4,5,8	600	1623	75-78	570	762	398	600

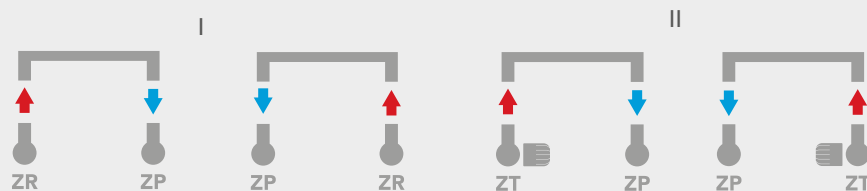
\*Indexes apply to radiators in standard color.



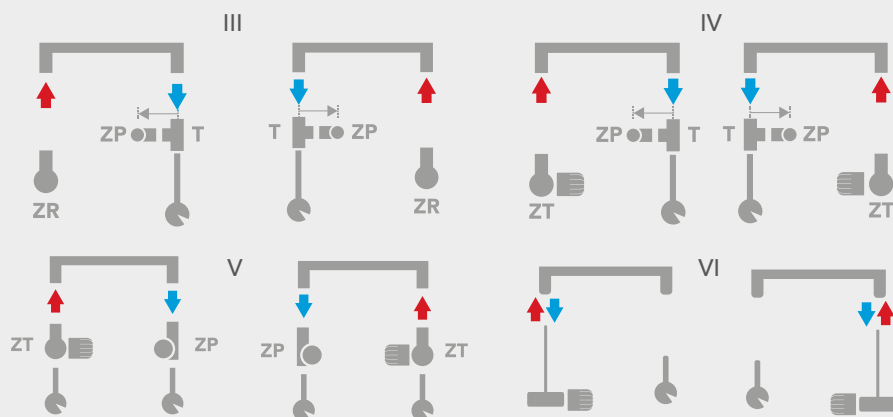
### CONNECTION DIAGRAMS - P. 102-105



NO OPTION FOR HEATER CONNECTION



OPTION FOR HEATER CONNECTION



\*\*Available in all colors offered by ENIX. STD prices apply to radiators in the standard color - white RAL9016.  
Dedicated accessories on page 94.  
Optional MM (middle) connection available.

## TOWEL RADIATORS

Arrow Ar .....	72
Aster A.....	73
Dalis D .....	74
Irys I.....	75
Loko LK.....	76
Pini P.....	77






TOWEL RADIATORS



## ARROW AR

Standard color – RAL 9016 gloss

p max = 8 BAR



Index*	Description	Width (mm)	Height (mm)	Depth (mm)	Connections spacing (mm)	Power (W)		Max. power of electric heater (W)
						Δ 50	Δ 30	
AR005000817014010000	Arrow 0500 0817 white RAL9016 gloss 1,4,5,8	500	817	97-102	424	386	210	300
AR005001237014010000	Arrow 0500 1237 white RAL9016 gloss 1,4,5,8	500	1237	97-102	424	600	324	600
AR005001741014010000	Arrow 0500 1741 white RAL9016 gloss 1,4,5,8	500	1741	97-102	424	844	451	600
AR006000817014010000	Arrow 0600 0817 white RAL9016 gloss 1,4,5,8	600	817	105-110	524	450	245	300
AR006001237014010000	Arrow 0600 1237 white RAL9016 gloss 1,4,5,8	600	1237	105-110	524	701	378	600
AR006001741014010000	Arrow 0600 1741 white RAL9016 gloss 1,4,5,8	600	1741	105-110	524	987	528	900
AR007500817014010000	Arrow 0750 0817 white RAL9016 gloss 1,4,5,8	750	817	119-124	675	546	296	300
AR007501237014010000	Arrow 0750 1237 white RAL9016 gloss 1,4,5,8	750	1237	119-124	675	856	461	600
AR007501741014010000	Arrow 0750 1741 white RAL9016 gloss 1,4,5,8	750	1741	119-124	675	1203	644	900

\*Indexes apply to radiators in standard color.



### CONNECTION DIAGRAMS - P. 102-105

NO OPTION FOR HEATER CONNECTION

I

II

OPTION FOR HEATER CONNECTION

III

IV


V

VI

Valve shown:  
Schlosser Tee Kit, left-sided

\*\*Available in all colors offered by ENIX. STD prices apply to radiators in the standard color - white RAL9016. Valves not included. Dedicated accessories on page 94. Custom sizes available upon request. Optional side or MM (middle) connection is available for an extra fee.

72 ENIX products - April 2023




p max = 10 BAR

## ASTER A

Standard color – RAL9016 gloss

Index*	Description	Width (mm)	Height (mm)	Depth (mm)	Connections spacing (mm)	Power (W)		Max. power of electric heater (W)
						Δ 50	Δ 30	
A0003000776014010000	Aster 0300 0776 white RAL9016 gloss 1,4,5,8	300	776	157	250	311	169	300
A0003000996014010000	Aster 0300 0996 white RAL9016 gloss 1,4,5,8	300	996	157	250	394	213	300
A0003001216014010000	Aster 0300 1216 white RAL9016 gloss 1,4,5,8	300	1216	157	250	479	258	300
A0004000776014010000	Aster 0400 0776 white RAL9016 gloss 1,4,5,8	400	776	157	350	384	208	300
A0004000996014010000	Aster 0400 0996 white RAL9016 gloss 1,4,5,8	400	996	157	350	487	264	300
A0004001216014010000	Aster 0400 1216 white RAL9016 gloss 1,4,5,8	400	1216	157	350	591	319	600
A0005000380014010000	Aster 0500 0380 white RAL9016 gloss 1,4,5,8	500	380	157	450	232	127	-
A0005000776014010000	Aster 0500 0776 white RAL9016 gloss 1,4,5,8	500	776	157	450	452	245	300
A0005000996014010000	Aster 0500 0996 white RAL9016 gloss 1,4,5,8	500	996	157	450	574	311	300
A0005001216014010000	Aster 0500 1216 white RAL9016 gloss 1,4,5,8	500	1216	157	450	697	377	600
A0005001524014010000	Aster 0500 1524 white RAL9016 gloss 1,4,5,8	500	1524	157	450	871	470	600
A0005001744014010000	Aster 0500 1744 white RAL9016 gloss 1,4,5,8	500	1744	152	450	999	536	900
A0006000380014010000	Aster 0600 0380 white RAL9016 gloss 1,4,5,8	600	380	157	550	265	145	-
A0006000776014010000	Aster 0600 0776 white RAL9016 gloss 1,4,5,8	600	776	157	550	517	280	300
A0006000996014010000	Aster 0600 0996 white RAL9016 gloss 1,4,5,8	600	996	157	550	656	355	600
A0006001216014010000	Aster 0600 1216 white RAL9016 gloss 1,4,5,8	600	1216	157	550	797	431	600
A0006001524014010000	Aster 0600 1524 white RAL9016 gloss 1,4,5,8	600	1524	157	550	996	537	900
A0006001744014010000	Aster 0600 1744 white RAL9016 gloss 1,4,5,8	600	1744	152	550	1142	615	900

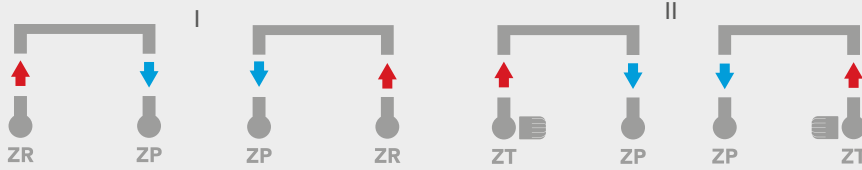
\*Indexes apply to radiators in standard color.



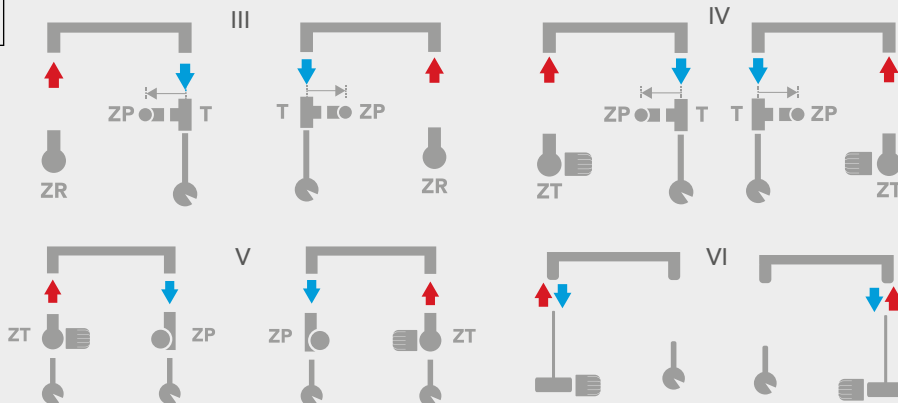
### CONNECTION DIAGRAMS - P. 102-105



NO OPTION FOR HEATER CONNECTION



OPTION FOR HEATER CONNECTION



Valve shown:  
Schlosser Mini left-sided

\*\*Available in all colors offered by ENIX. STD prices apply to radiators in the standard color - white RAL9016. Valves not included. Dedicated accessories on page 94. Custom sizes available upon request. Optional side connection is available for an extra fee.



## DALIS D

Standard color – RAL 9016 gloss

p max = 10 BAR



Index*	Description	Width (mm)	Height (mm)	Depth (mm)	Connections spacing (mm)	Power (W)		Max. power of electric heater (W)
						Δ 50	Δ 30	
D0004500776014020000	Dalis 0450 0776 white RAL 9016 gloss 1,4,5,8	450	776	92-112	400	360	190	300
D0004501154014020000	Dalis 0450 1154 white RAL 9016 gloss 1,4,5,8	450	1154	92-112	400	531	277	300
D0004501490014020000	Dalis 0450 1490 white RAL 9016 gloss 1,4,5,8	450	1490	92-112	400	689	358	600
D0004501742014020000	Dalis 0450 1742 white RAL 9016 gloss 1,4,5,8	450	1742	92-112	400	811	420	600
D0006000776014020000	Dalis 0600 0776 white RAL 9016 gloss 1,4,5,8	600	776	104-124	550	466	246	300
D0006001154014020000	Dalis 0600 1154 white RAL 9016 gloss 1,4,5,8	600	1154	104-124	550	687	360	600
D0006001490014020000	Dalis 0600 1490 white RAL 9016 gloss 1,4,5,8	600	1490	104-124	550	891	464	600
D0006001742014020000	Dalis 0600 1742 white RAL 9016 gloss 1,4,5,8	600	1742	104-124	550	1050	544	900
D0007500776014020000	Dalis 0750 0776 white RAL 9016 gloss 1,4,5,8	750	776	120-140	700	570	300	300
D0007501154014020000	Dalis 0750 1154 white RAL 9016 gloss 1,4,5,8	750	1154	120-140	700	839	441	600
D0007501490014020000	Dalis 0750 1490 white RAL 9016 gloss 1,4,5,8	750	1490	120-140	700	1089	567	900
D0007501742014020000	Dalis 0750 1742 white RAL 9016 gloss 1,4,5,8	750	1742	120-140	700	1283	664	900

\*Indexes apply to radiators in standard color.



### CONNECTION DIAGRAMS - P. 102-105

**NO OPTION FOR HEATER CONNECTION**

**OPTION FOR HEATER CONNECTION**

Valve shown:  
Schlosser Mini left-sided

\*\*Available in all colors offered by ENIX. STD prices apply to radiators in the standard color - white RAL 9016. Valves not included. Dedicated accessories on page 94. Custom sizes available upon request. Optional side or MM (middle) connection is available for an extra fee.



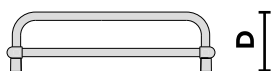
p max = 10 BAR

## IRYS I

Standard color – RAL9016 gloss

Index*	Description	Width (mm)	Height (mm)	Depth (mm)	Connections spacing (mm)	Power (W)		Max. power of electric heater (W)
						Δ 50	Δ 30	
I0005000776014030000	Irys 0500 0776 white RAL9016 gloss 1,4,5,8	500	776	152	450	620	327	600
I0005001196014030000	Irys 0500 1196 white RAL9016 gloss 1,4,5,8	500	1196	152	450	947	499	900
I0005001532014030000	Irys 0500 1532 white RAL9016 gloss 1,4,5,8	500	1532	152	450	1218	640	900
I0005500776014030000	Irys 0550 0776 white RAL9016 gloss 1,4,5,8	550	776	152	500	675	356	600
I0005501196014030000	Irys 0550 1196 white RAL9016 gloss 1,4,5,8	550	1196	152	500	1030	543	900
I0005501532014030000	Irys 0550 1532 white RAL9016 gloss 1,4,5,8	550	1532	152	500	1326	697	900
I0006000776014030000	Irys 0600 0776 white RAL9016 gloss 1,4,5,8	600	776	152	550	729	385	600
I0006001196014030000	Irys 0600 1196 white RAL9016 gloss 1,4,5,8	600	1196	152	550	1113	587	900
I0006001532014030000	Irys 0600 1532 white RAL9016 gloss 1,4,5,8	600	1532	152	550	1433	753	900

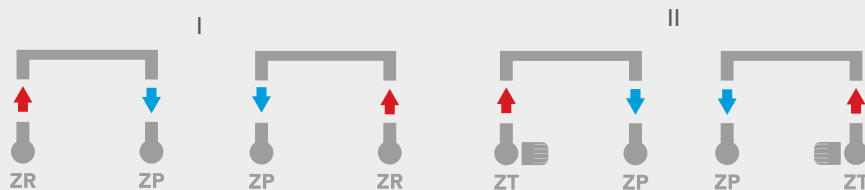
\*Indexes apply to radiators in standard color.



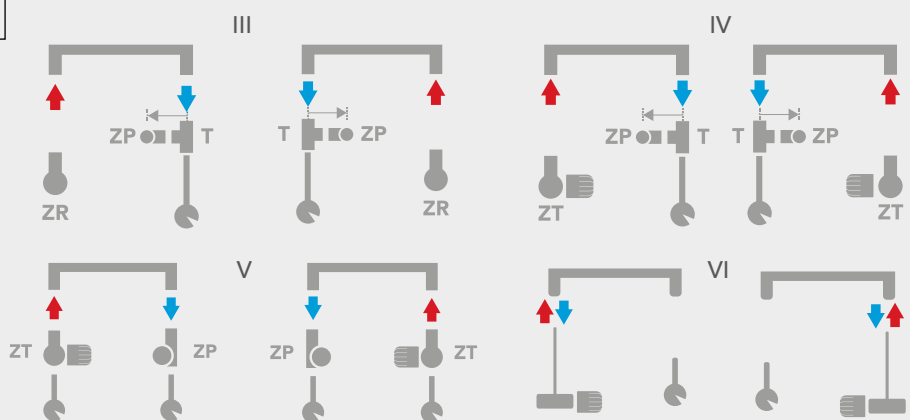
### CONNECTION DIAGRAMS - P. 102-105



NO OPTION FOR HEATER CONNECTION



OPTION FOR HEATER CONNECTION



Valve shown:  
Schlosser Mini left-sided


\*\*Available in all colors offered by ENIX. STD prices apply to radiators in the standard color - white RAL9016. Valves not included. Dedicated accessories on page 94. Custom sizes available upon request. Optional side or MM (middle) connection is available for an extra fee.



## LOKO LK

Standard color – RAL 9016 gloss

p max = 8 BAR



Index*	Description	Width (mm)	Height (mm)	Depth (mm)	Connections spacing (mm)	Power (W)		Max. power of electric heater (W)
						Δ 50	Δ 30	
LK004500817014010000	Loko 0450 0817 white RAL 9016 gloss 1,4,5,8	450	817	86-91	374	328	178	300
LK004500943014010000	Loko 0450 0943 white RAL 9016 gloss 1,4,5,8	450	943	86-91	374	384	208	300
LK004501237014010000	Loko 0450 1237 white RAL 9016 gloss 1,4,5,8	450	1237	86-91	374	499	270	300
LK004501573014010000	Loko 0450 1573 white RAL 9016 gloss 1,4,5,8	450	1573	86-91	374	651	352	600
LK004501741014010000	Loko 0450 1741 white RAL 9016 gloss 1,4,5,8	450	1741	86-91	374	710	384	600
LK005500817014010000	Loko 0550 0817 white RAL 9016 gloss 1,4,5,8	550	817	94-99	474	387	210	300
LK005500943014010000	Loko 0550 0943 white RAL 9016 gloss 1,4,5,8	550	943	94-99	474	453	245	300
LK005501237014010000	Loko 0550 1237 white RAL 9016 gloss 1,4,5,8	550	1237	94-99	474	589	319	300
LK005501573014010000	Loko 0550 1573 white RAL 9016 gloss 1,4,5,8	550	1573	94-99	474	771	417	600
LK005501741014010000	Loko 0550 1741 white RAL 9016 gloss 1,4,5,8	550	1741	94-99	474	839	454	600
LK006500817014010000	Loko 0650 0817 white RAL 9016 gloss 1,4,5,8	650	817	102-107	574	446	242	300
LK006500943014010000	Loko 0650 0943 white RAL 9016 gloss 1,4,5,8	650	943	102-107	574	523	283	300
LK006501237014010000	Loko 0650 1237 white RAL 9016 gloss 1,4,5,8	650	1237	102-107	574	679	368	600
LK006501573014010000	Loko 0650 1573 white RAL 9016 gloss 1,4,5,8	650	1573	102-107	574	890	481	600
LK006501741014010000	Loko 0650 1741 white RAL 9016 gloss 1,4,5,8	650	1741	102-107	574	968	523	900

\*Indexes apply to radiators in standard color.



### CONNECTION DIAGRAMS - P. 102-105

NO OPTION FOR HEATER CONNECTION

I

ZR ZP

ZP ZR

ZT ZP

ZP ZT

OPTION FOR HEATER CONNECTION

III

ZR ZP T


ZP ZR T

ZT ZP T

ZP ZT T

Valve shown:  
Schlosser Tee Kit, left-sided

\*\*Available in all colors offered by ENIX. STD prices apply to radiators in the standard color - white RAL 9016.  
Valves not included. Dedicated accessories on page 94. Custom sizes available upon request.  
Optional side or MM (middle) connection is available for an extra fee.

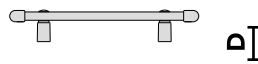


p max = 10 BAR

**PINI P**  
Standard color – RAL 9016 gloss

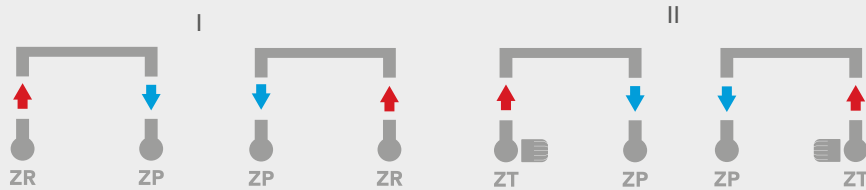
Index*	Description	Width (mm)	Height (mm)	Depth (mm)	Connections spacing (mm)	Power (W)		Max. power of electric heater (W)
						Δ 50	Δ 30	
P0003400776014020000	Pini 0340 0776 white RAL9016 gloss 1,4,5,8	340	776	78-98	290	279	148	-
P0003401154014020000	Pini 0340 1154 white RAL9016 gloss 1,4,5,8	340	1154	78-98	290	410	213	300
P0004580776014020000	Pini 0458 0776 white RAL9016 gloss 1,4,5,8	458	776	78-98	408	359	189	300
P0004581154014020000	Pini 0458 1154 white RAL9016 gloss 1,4,5,8	458	1154	78-98	408	527	274	300
P0004581490014020066	Pini 0458 1490 white RAL9016 gloss 1,4,5,8	458	1490	78-98	408	692	360	600
P0004581742014020000	Pini 0458 1742 white RAL9016 gloss 1,4,5,8	458	1742	78-98	408	828	434	600
P0006080776014020000	Pini 0608 0776 white RAL9016 gloss 1,4,5,8	608	776	78-98	558	456	239	300
P0006081154014020000	Pini 0608 1154 white RAL9016 gloss 1,4,5,8	608	1154	78-98	558	669	346	600
P0006081490014020066	Pini 0608 1490 white RAL9016 gloss 1,4,5,8	608	1490	78-98	558	879	455	300
P0006081742014020000	Pini 0608 1742 white RAL9016 gloss 1,4,5,8	608	1742	78-98	558	1051	548	900
P0007640776014020000	Pini 0764 0776 white RAL9016 gloss 1,4,5,8	764	776	78-98	714	552	287	600
P0007641154014020000	Pini 0764 1154 white RAL9016 gloss 1,4,5,8	764	1154	78-98	714	811	418	600
P0007641490014020066	Pini 0764 1490 white RAL9016 gloss 1,4,5,8	764	1490	78-98	714	1065	550	900
P0007641742014020000	Pini 0764 1741 white RAL9016 gloss 1,4,5,8	764	1742	78-98	714	1274	660	900

\*Indexes apply to radiators in standard color.

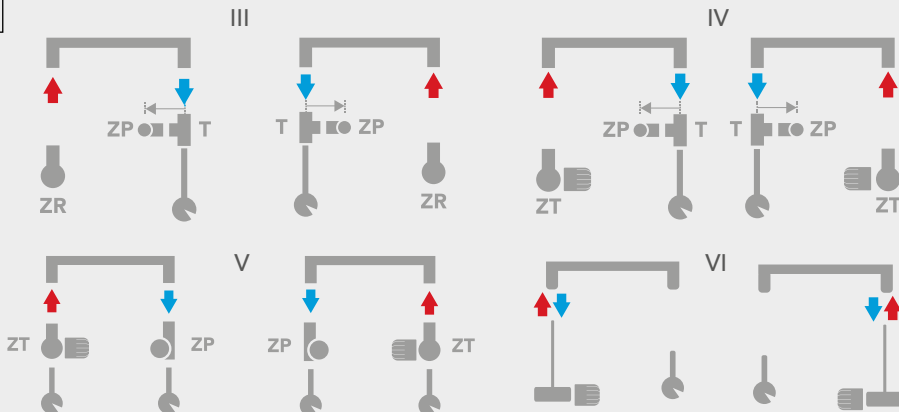


## CONNECTION DIAGRAMS - P. 102-105

NO OPTION FOR HEATER CONNECTION



OPTION FOR HEATER CONNECTION




Valve shown:  
Schlosser Mini left-sided

\*\*Available in all colors offered by ENIX. STD prices apply to radiators in the standard color - white RAL9016. Valves not included. Dedicated accessories on page 94. Custom sizes available upon request.  
Optional side or MM (middle) connection is available for an extra fee.

## ECO RADIATORS

AT .....	80
DT .....	81
Haber HB.....	82
PT .....	83
PTW with hangers .....	84






ECO



# AT

Standard color – RAL 9016 gloss

p max = 10 BAR



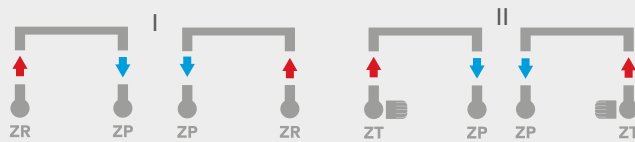
Index*	Description	Width (mm)	Height (mm)	Depth (mm)	Connections spacing (mm)	Power (W)		Max. power of electric heater (W)
						Δ 50	Δ 30	
AT003500688014010000	AT 0350 0688 white RAL9016 gloss 1,4,5,8	350	688	157	300	286	155	-
AT003500864014010000	AT 0350 0864 white RAL9016 gloss 1,4,5,8	350	864	157	300	358	194	300
AT003501040014010000	AT 0350 1040 white RAL9016 gloss 1,4,5,8	350	1040	157	300	430	233	300
AT003501216014010000	AT 0350 1216 white RAL9016 gloss 1,4,5,8	350	1216	157	300	501	272	300
AT003501392014010000	AT 0350 1392 white RAL9016 gloss 1,4,5,8	350	1392	157	300	573	310	300
AT003501568014010000	AT 0350 1568 white RAL9016 gloss 1,4,5,8	350	1568	157	300	644	347	600
AT004500688014010000	AT 0450 0688 white RAL9016 gloss 1,4,5,8	450	688	157	400	333	181	300
AT004500864014010000	AT 0450 0864 white RAL9016 gloss 1,4,5,8	450	864	157	400	417	226	300
AT004501040014010000	AT 0450 1040 white RAL9016 gloss 1,4,5,8	450	1040	157	400	500	271	300
AT004501216014010000	AT 0450 1216 white RAL9016 gloss 1,4,5,8	450	1216	157	400	583	316	300
AT004501392014010000	AT 0450 1392 white RAL9016 gloss 1,4,5,8	450	1392	157	400	666	360	600
AT004501568014010000	AT 0450 1568 white RAL9016 gloss 1,4,5,8	450	1568	157	400	750	404	600
AT005500688014010000	AT 0550 0688 white RAL9016 gloss 1,4,5,8	550	688	157	500	380	206	300
AT005500864014010000	AT 0550 0864 white RAL9016 gloss 1,4,5,8	550	864	157	500	475	257	300
AT005501040014010000	AT 0550 1040 white RAL9016 gloss 1,4,5,8	550	1040	157	500	570	309	300
AT005501216014010000	AT 0550 1216 white RAL9016 gloss 1,4,5,8	550	1216	157	500	665	360	600
AT005501392014010000	AT 0550 1392 white RAL9016 gloss 1,4,5,8	550	1392	157	500	760	411	600
AT005501568014010000	AT 0550 1568 white RAL9016 gloss 1,4,5,8	550	1568	157	500	855	461	600
AT006500688014010000	AT 0650 0688 white RAL9016 gloss 1,4,5,8	650	688	157	600	427	232	300
AT006500864014010000	AT 0650 0864 white RAL9016 gloss 1,4,5,8	650	864	157	600	534	289	300
AT006501040014010000	AT 0650 1040 white RAL9016 gloss 1,4,5,8	650	1040	157	600	640	347	600
AT006501216014010000	AT 0650 1216 white RAL9016 gloss 1,4,5,8	650	1216	157	600	747	405	600
AT006501392014010000	AT 0650 1392 white RAL9016 gloss 1,4,5,8	650	1392	157	600	854	461	600
AT006501568014010000	AT 0650 1568 white RAL9016 gloss 1,4,5,8	650	1568	157	600	960	517	900

\*Indexes apply to radiators in standard color.



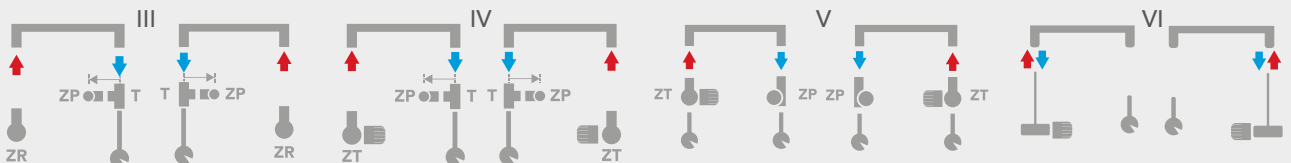
## CONNECTION DIAGRAMS - P. 102-105

NO OPTION FOR HEATER CONNECTION



Valve shown:

OPTION FOR HEATER CONNECTION



Schlosser Mini left-sided

\*\*Available in all colors offered by ENIX. STD prices apply to radiators in the standard color - white RAL9016.

Valves not included. Dedicated accessories on page 94. Custom sizes available upon request. Optional side connection is available for an extra fee.



p max = 10 BAR

**DT**  
Standard color – RAL9016 gloss

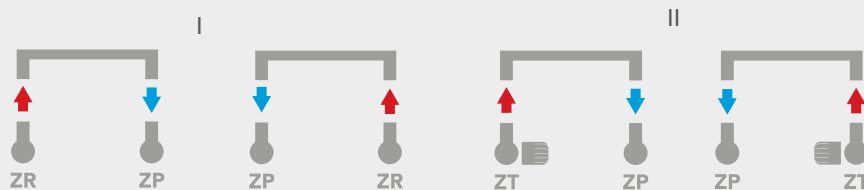
Index*	Description	Width (mm)	Height (mm)	Depth (mm)	Connections spacing (mm)	Power (W)		Max. power of electric heater (W)
						Δ 50	Δ 30	
DT005000650014020000	DT 0500 0650 white RAL9016 gloss 1,4,5,8	500	650	123	450	300	158	300
DT005000818014020000	DT 0500 0818 white RAL9016 gloss 1,4,5,8	500	818	123	450	375	198	300
DT005000986014020000	DT 0500 0986 white RAL9016 gloss 1,4,5,8	500	986	123	450	450	236	300
DT005001154014020000	DT 0500 1154 white RAL9016 gloss 1,4,5,8	500	1154	123	450	526	275	300
DT005001490014020000	DT 0500 1490 white RAL9016 gloss 1,4,5,8	500	1490	123	450	676	351	600
DT006500650014020000	DT 0650 0650 white RAL9016 gloss 1,4,5,8	650	650	123	600	372	196	300
DT006500818014020000	DT 0650 0818 white RAL9016 gloss 1,4,5,8	650	818	123	600	465	245	300
DT006500986014020000	DT 0650 0986 white RAL9016 gloss 1,4,5,8	650	986	123	600	559	293	300
DT006501154014020000	DT 0650 1154 white RAL9016 gloss 1,4,5,8	650	1154	123	600	652	341	600
DT006501490014020000	DT 0650 1490 white RAL9016 gloss 1,4,5,8	650	1490	123	600	838	436	600

\*Indexes apply to radiators in standard color.

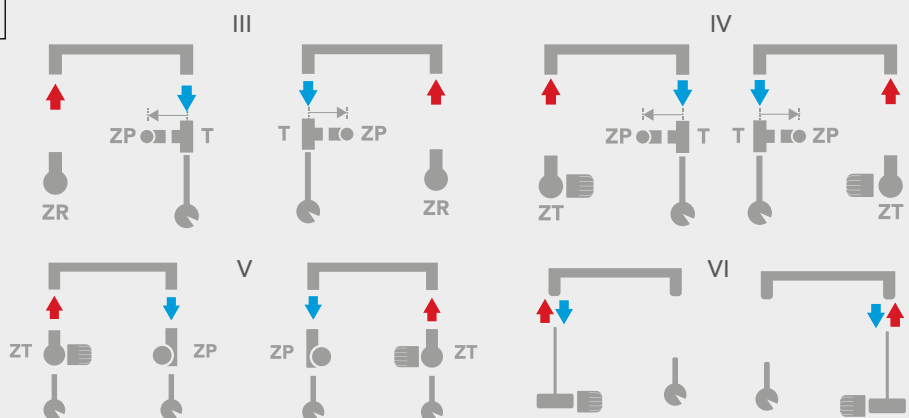


### CONNECTION DIAGRAMS - P. 102-105

NO OPTION FOR HEATER CONNECTION



OPTION FOR HEATER CONNECTION



Valve shown:  
Schlosser Mini left-sided


\*\*Available in all colors offered by ENIX. STD prices apply to radiators in the standard color - white RAL9016. Valves not included. Dedicated accessories on page 94. Custom sizes available upon request. Optional side or MM (middle) connection is available for an extra fee.



# HABER HB

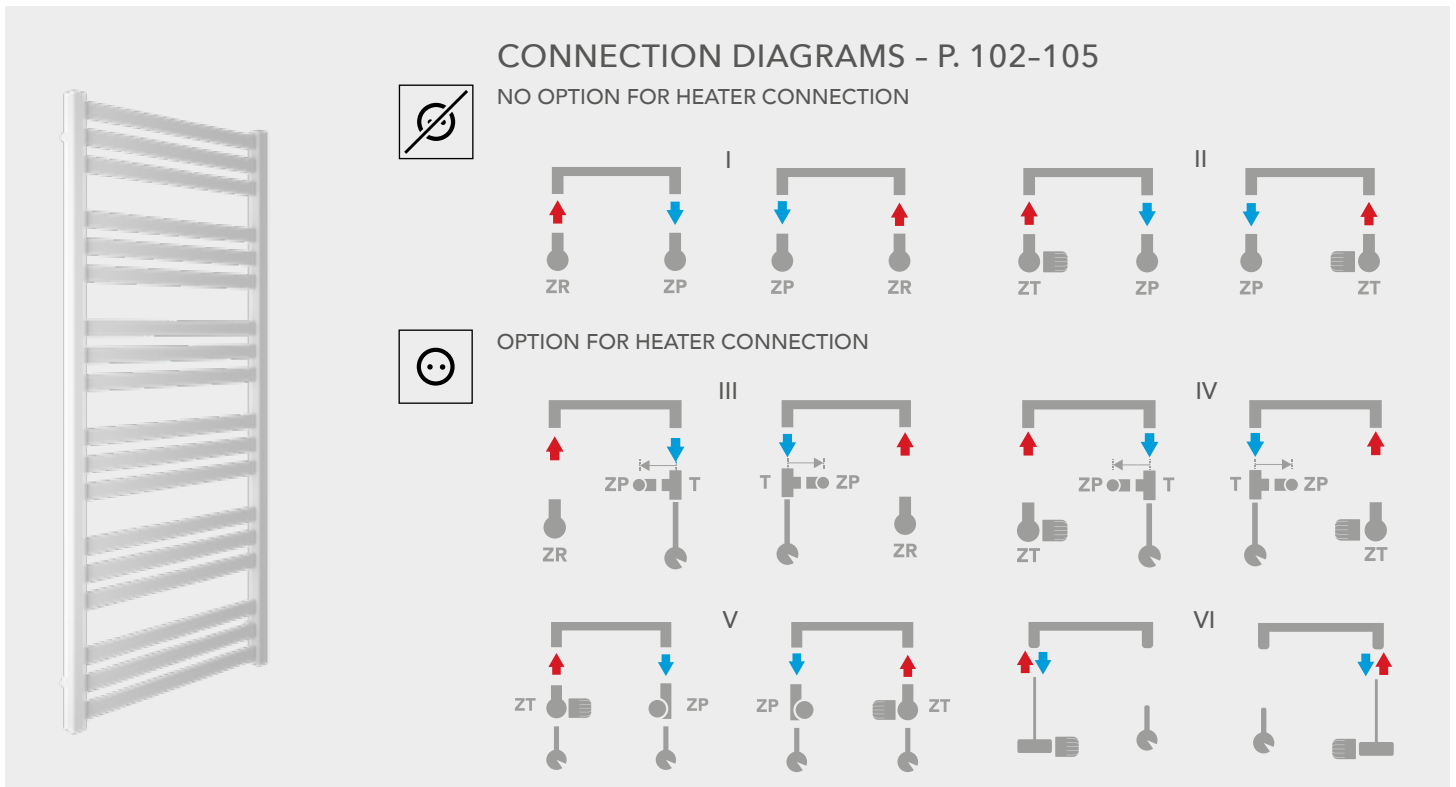
Standard color – RAL 9016 MATT

p max = 10 BAR



Index*	Description	Width (mm)	Height (mm)	Depth (mm)	Connections spacing (mm)	Power (W)		Max. power of electric heater (W)
						Δ 50	Δ 30	
HB0043007500240N0000	Haber 0430 0750 white 9016 matt 1,4,5,8	430	750	65-70	400	277	146	-
HB0043009500240N0000	Haber 0430 0950 white 9016 matt 1,4,5,8	430	950	65-70	400	345	182	300
HB0043011500240N0000	Haber 0430 1150 white 9016 matt 1,4,5,8	430	1150	65-70	400	412	217	300
HB0043014500240N0000	Haber 0430 1450 white 9016 matt 1,4,5,8	430	1450	65-70	400	554	292	300
HB0053007500240N0000	Haber 0530 0750 white 9016 matt 1,4,5,8	530	750	65-70	500	328	173	300
HB0053009500240N0000	Haber 0530 0950 white 9016 matt 1,4,5,8	530	950	65-70	500	407	214	300
HB0053011500240N0000	Haber 0530 1150 white 9016 matt 1,4,5,8	530	1150	65-70	500	492	259	300
HB0053014500240N0000	Haber 0530 1450 white 9016 matt 1,4,5,8	530	1450	65-70	500	661	348	600
HB0063007500240N0000	Haber 0630 0750 white 9016 matt 1,4,5,8	630	750	65-70	600	379	200	300
HB0063009500240N0000	Haber 0630 0950 white 9016 matt 1,4,5,8	630	950	65-70	600	475	250	300
HB0063011500240N0000	Haber 0630 1150 white 9016 matt 1,4,5,8	630	1150	65-70	600	565	298	300
HB0063014500240N0000	Haber 0630 1450 white 9016 matt 1,4,5,8	630	1450	65-70	600	768	404	600

\*Indexes apply to radiators in standard color.



\*\*Available in all colors offered by ENIX. STD prices apply to radiators in the standard color - white RAL9016. Valves not included. Dedicated accessories on page 94. Custom sizes available upon request.




p max = 10 BAR

**PT**  
Standard color – RAL9016 gloss

Index*	Description	Width (mm)	Height (mm)	Depth (mm)	Connections spacing (mm)	Power (W)		Max. power of electric heater (W)
						Δ 50	Δ 30	
PT003000650014020000	PT 0300 0650 white RAL9016 gloss 1,4,5,8	300	650	78-98	250	200	106	-
PT003000818014020000	PT 0300 0818 white RAL9016 gloss 1,4,5,8	300	818	78-98	250	250	132	-
PT003000986014020000	PT 0300 0986 white RAL9016 gloss 1,4,5,8	300	986	78-98	250	300	157	300
PT003001154014020000	PT 0300 1154 white RAL9016 gloss 1,4,5,8	300	1154	78-98	250	351	182	300
PT004000650014020000	PT 0400 0650 white RAL9016 gloss 1,4,5,8	400	650	78-98	350	248	132	300
PT004000818014020000	PT 0400 0818 white RAL9016 gloss 1,4,5,8	400	818	78-98	350	310	163	300
PT004000986014020000	PT 0400 0986 white RAL9016 gloss 1,4,5,8	400	986	78-98	350	373	195	300
PT004001154014020000	PT 0400 1154 white RAL9016 gloss 1,4,5,8	400	1154	78-98	350	435	226	300
PT004001322014020000	PT 0400 1322 white RAL9016 gloss 1,4,5,8	400	1322	78-98	350	497	259	300
PT004001490014020000	PT 0400 1490 white RAL9016 gloss 1,4,5,8	400	1490	78-98	350	559	292	300
PT004001658014020000	PT 0400 1658 white RAL9016 gloss 1,4,5,8	400	1658	78-98	350	621	325	600
PT005080650014020000	PT 0508 0650 white RAL9016 gloss 1,4,5,8	508	650	78-98	458	300	159	300
PT005080818014020000	PT 0508 0818 white RAL9016 gloss 1,4,5,8	508	818	78-98	458	375	197	300
PT005080986014020000	PT 0508 0986 white RAL9016 gloss 1,4,5,8	508	986	78-98	458	450	235	300
PT005081154014020000	PT 0508 1154 white RAL9016 gloss 1,4,5,8	508	1154	78-98	458	526	273	300
PT005081322014020000	PT 0508 1322 white RAL9016 gloss 1,4,5,8	508	1322	78-98	458	601	313	600
PT005081490014020000	PT 0508 1490 white RAL9016 gloss 1,4,5,8	508	1490	78-98	458	676	353	600
PT005081658014020000	PT 0508 1658 white RAL9016 gloss 1,4,5,8	508	1658	78-98	458	751	393	600
PT006580650014020000	PT 0658 0650 white RAL9016 gloss 1,4,5,8	658	650	78-98	608	372	197	300
PT006580818014020000	PT 0658 0818 white RAL9016 gloss 1,4,5,8	658	818	78-98	608	465	245	300
PT006580986014020000	PT 0658 0986 white RAL9016 gloss 1,4,5,8	658	986	78-98	608	559	292	300
PT006581154014020000	PT 0658 1154 white RAL9016 gloss 1,4,5,8	658	1154	78-98	608	652	338	600
PT006581322014020000	PT 0658 1322 white RAL9016 gloss 1,4,5,8	658	1322	78-98	608	745	388	600
PT006581490014020000	PT 0658 1490 white RAL9016 gloss 1,4,5,8	658	1490	78-98	608	838	438	600
PT006581658014020000	PT 0658 1658 white RAL9016 gloss 1,4,5,8	658	1658	78-98	608	932	488	900

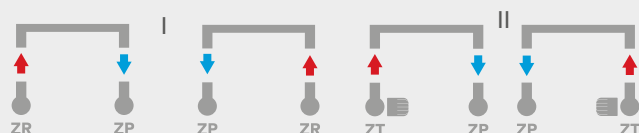
\*Indexes apply to radiators in standard color.



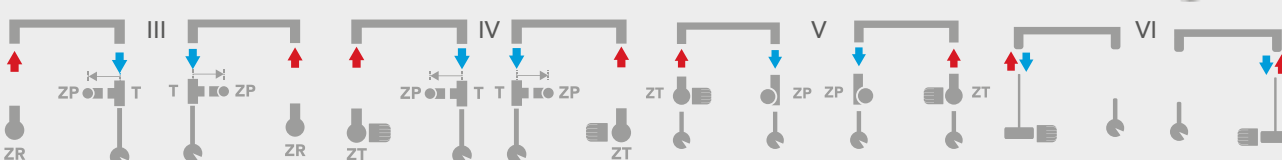
### CONNECTION DIAGRAMS - P. 102-105



NO OPTION FOR HEATER CONNECTION



OPTION FOR HEATER CONNECTION



Valve shown:  
Schlosser Mini left-sided




\*\*Available in all colors offered by ENIX. STD prices apply to radiators in the standard color - white RAL9016. Valves not included. Dedicated accessories on page 94. Custom sizes available upon request. Optional side or MM (middle) connection is available for an extra fee.



# PTW with hangers

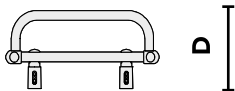
Standard color – RAL 9016 gloss

p max = 10 BAR



Index*	Description	Width (mm)	Height (mm)	Depth (mm)	Connections spacing (mm)	Power (W)		Max. power of electric heater (W)
						Δ 50	Δ 30	
PTW04000776014020038	PTW with hangers 0400 0776 white RAL 9016 gloss 1,4,5,8	400	776	179-199	350	402	218	300
PTW04000986014020038	PTW with hangers 0400 0986 white RAL 9016 gloss 1,4,5,8	400	986	179-199	350	486	264	300
PTW04001196014020038	PTW with hangers 0400 1196 white RAL 9016 gloss 1,4,5,8	400	1196	179-199	350	569	309	300
PTW04001532014020038	PTW with hangers 0400 1532 white RAL 9016 gloss 1,4,5,8	400	1532	179-199	350	703	381	600
PTW05000776014020038	PTW with hangers 0500 0776 white RAL 9016 gloss 1,4,5,8	500	776	175-195	450	489	265	300
PTW05000986014020038	PTW with hangers 0500 0986 white RAL 9016 gloss 1,4,5,8	500	986	179-199	450	591	321	300
PTW05001196014020038	PTW with hangers 0500 1196 white RAL 9016 gloss 1,4,5,8	500	1196	179-199	450	693	376	600
PTW05001532014020038	PTW with hangers 0500 1532 white RAL 9016 gloss 1,4,5,8	500	1532	179-199	450	855	463	600

\*Indexes apply to radiators in standard color.



### CONNECTION DIAGRAMS - P. 102-105

NO OPTION FOR HEATER CONNECTION

I

II

OPTION FOR HEATER CONNECTION

III

IV

V

VI

Valve shown:  
Schlosser Mini left-sided


\*\*Available in all colors offered by ENIX. STD prices apply to radiators in the standard color - white RAL 9016.  
 Valves not included. Dedicated accessories on page 94. Custom sizes available upon request.  
 Optional side or MM (middle) connection is available for an extra fee.



## ELECTRIC HEATING ELEMENTS

Electric heater with a remote GH .....	88
Electric heater GHE ECO .....	89
Electric heater GV .....	90





ELECTRIC HEATERS



## GH ELECTRIC HEATER WITH A REMOTE



Index	Description	Power (W)
G-GH-590417808077	GH Heater 300W white RAL9016 gloss, D Adapter, with remote	300
G-GH-590417808071	GH Heater 300W white RAL9016 gloss, O Adapter, with remote	300
G-GH-5904178085935-01	GH Heater 300W white RAL9016 gloss, 30x30 Adapter, with remote	300
G-GH-5904178086116-01	GH Heater 300W white RAL9016 gloss, 40x30 Adapter, with remote	300
G-GH-590417808089	GH Heater 300W chrome, D Adapter, with remote	300
G-GH-590417808083	GH Heater 300W chrome, O Adapter, with remote	300
G-GH-5904178085997-23	GH Heater 300W chrome, 30x30 Adapter, with remote	300
G-GH-5904178086178-23	GH Heater 300W chrome, 40x30 Adapter, with remote	300
G-GH-5904178085683-21	GH Heater 300W black RAL9005 MATT, 30x30 Adapter, with remote	300
G-GH-5904178085867-21	GH Heater 300W black RAL9005 MATT, 40x30 Adapter, with remote	300
G-GH-590417808101	GH Heater 300W Graphite, D Adapter, with remote	300
G-GH-590417808095	GH Heater 300W Graphite, O Adapter, with remote	300
G-GH-5904178085683-14	GH Heater 300W Graphite structure, 30x30 Adapter, with remote	300
G-GH-5904178085867-14	GH Heater 300W Graphite structure, 40x30 Adapter, with remote	300
G-GH-590417808113	GH Heater 300W Anthracite, D Adapter, with remote	300
G-GH-590417808107	GH Heater 300W Anthracite, O Adapter, with remote	300
G-GH-5904178085683-13	GH Heater 300W Anthracite structure, 30x30 Adapter, with remote	300
G-GH-5904178085867-13	GH Heater 300W Anthracite structure, 40x30 Adapter, with remote	300
G-GH-590417808078	GH Heater 600W white RAL9016 gloss, D Adapter, with remote	600
G-GH-590417808072	GH Heater 600W white RAL9016 gloss, O Adapter, with remote	600
G-GH-5904178085942-01	GH Heater 600W white RAL9016 gloss, 30x30 Adapter, with remote	600
G-GH-5904178086123-01	GH Heater 600W white RAL9016 gloss, 40x30 Adapter, with remote	600
G-GH-590417808090	GH Heater 600W chrome, D Adapter, with remote	300
G-GH-590417808084	GH Heater 600W chrome, O Adapter, with remote	600
G-GH-5904178086000-23	GH Heater 600W chrome, 30x30 Adapter, with remote	600
G-GH-5904178086185-23	GH Heater 600W chrome, 40x30 Adapter, with remote	600
G-GH-5904178085690-21	GH Heater 600W black RAL9005 MATT, 30x30 Adapter, with remote	600
G-GH-5904178085874-21	GH Heater 600W black RAL9005 MATT, 40x30 Adapter, with remote	600
G-GH-590417808102	GH Heater 600W Graphite, D Adapter, with remote	600
G-GH-590417808096	GH Heater 600W Graphite, O Adapter, with remote	600
G-GH-5904178085690-14	GH Heater 600W Graphite structure, 30x30 Adapter, with remote	600
G-GH-5904178085874-14	GH Heater 600W Graphite structure, 40x30 Adapter, with remote	600
G-GH-590417808114	GH Heater 600W Anthracite, D Adapter, with remote	600
G-GH-590417808108	GH Heater 600W Anthracite, O Adapter, with remote	600
G-GH-5904178085690-13	GH Heater 600W Anthracite structure, 30x30 Adapter, with remote	600
G-GH-5904178085874-13	GH Heater 600W Anthracite structure, 40x30 Adapter, with remote	600
G-GH-590417808079	GH Heater 900W white RAL9016 gloss, D Adapter, with remote	900
G-GH-590417808073	GH Heater 900W white RAL9016 gloss, O Adapter, with remote	900
G-GH-5904178085959-01	GH Heater 900W white RAL9016 gloss, 30x30 Adapter, with remote	900
G-GH-5904178086130-01	GH Heater 900W white RAL9016 gloss, 40x30 Adapter, with remote	900
G-GH-590417808091	GH Heater 900W chrome, D Adapter, with remote	900
G-GH-590417808085	GH Heater 900W chrome, O Adapter, with remote	900
G-GH-5904178086017-23	GH Heater 900W chrome, 30x30 Adapter, with remote	900
G-GH-5904178086192-23	GH Heater 900W chrome, 40x30 Adapter, with remote	900
G-GH-5904178085706-21	GH Heater 900W black RAL9005 MATT, 30x30 Adapter, with remote	900
G-GH-5904178085881-21	GH Heater 900W black RAL9005 MATT, 40x30 Adapter, with remote	900
G-GH-590417808103	GH Heater 900W Graphite, D Adapter, with remote	900
G-GH-590417808097	GH Heater 900W Graphite, O Adapter, with remote	900
G-GH-5904178085706-14	GH Heater 900W Graphite structure, 30x30 Adapter, with remote	900
G-GH-5904178085881-14	GH Heater 900W Graphite structure, 40x30 Adapter, with remote	900
G-GH-590417808115	GH Heater 900W Anthracite, D Adapter, with remote	900
G-GH-590417808109	GH Heater 900W Anthracite, O Adapter, with remote	900
G-GH-5904178085706-13	GH Heater 900W Anthracite structure, 30x30 Adapter, with remote	900
G-GH-5904178085881-13	GH Heater 900W Anthracite structure, 40x30 Adapter, with remote	900



Remote



Adapter D



Adapter O



40x30 Adapter

Included as standard: cable and plug. Possibility of concealed wall connection.



## GHE ELECTRIC HEATER

Index	Description	Power (W)
G-GHE-5904178085935	GHE ECO Heater 300W white RAL9016, 30x30 Adapter, no remote	300
G-GHE-5904178086116	GHE ECO Heater 300 W white RAL9016, 40x30 Adapter, no remote	300
G-GHE-5904178081593	GHE ECO Heater 300W white RAL9016, D Adapter, no remote	300
G-GHE-5904178081531	GHE ECO Heater 300W white RAL9016, O Adapter, no remote	300
G-GHE-5904178085997	GHE ECO Heater 300W chrome, 30x30 Adapter, no remote	300
G-GHE-5904178086178	GHE ECO Heater 300W chrome, 40x30 Adapter, no remote	300
G-GHE-5904178081654	GHE ECO Heater 300W chrome, D Adapter, no remote	300
G-GHE-5904178081715	GHE ECO Heater 300W chrome, O Adapter, no remote	300
G-GHE-5904178085683-21	GHE ECO Heater 300W black RAL9005 MATT, 30x30 Adapter, no remote	300
G-GHE-5904178085867-21	GHE ECO Heater 300W black RAL9005 MATT, 40x30 Adapter, no remote	300
G-GHE-5904178081838-21	GHE ECO Heater 300W black RAL9005 MATT, D Adapter, no remote	300
G-GHE-5904178081777-21	GHE ECO Heater 300W black RAL9005 MATT, O Adapter, no remote	300
G-GHE-5904178085867-14	GHE ECO Heater 300W graphite str, 40x30 Adapter, no remote	300
G-GHE-590417808183814	GHE ECO Heater 300W graphite str, D Adapter, no remote	300
G-GHE-590417808177714	GHE ECO Heater 300W graphite str, O Adapter, no remote	300
G-GHE-5904178085683-14	GHE ECO Heater 300W graphite str., 30x30 Adapter, no remote	300
G-GHE-5904178085867-13	GHE ECO Heater 300W anthracite str, 40x30 Adapter, no remote	300
G-GHE-5904178081838-13	GHE ECO Heater 300W anthracite str, D Adapter, no remote	300
G-GHE-5904178081777-13	GHE ECO Heater 300W anthracite str, O Adapter, no remote	300
G-GHE-5904178085683-13	GHE ECO Heater 300W anthracite str., 30x30 Adapter, no remote	300
G-GHE-5904178085942	GHE ECO Heater 600W white RAL9016, 30x30 Adapter, no remote	600
G-GHE-5904178086123	GHE ECO Heater 600W white RAL9016, 40x30 Adapter, no remote	600
G-GHE-5904178081609	GHE ECO Heater 600W white RAL9016, D Adapter, no remote	600
G-GHE-5904178081548	GHE ECO Heater 600W white RAL9016, O Adapter, no remote	600
G-GHE-5904178086000	GHE ECO Heater 600W chrome, 30x30 Adapter, no remote	600
G-GHE-5904178086185	GHE ECO Heater 600W chrome, 40x30 Adapter, no remote	600
G-GHE-5904178081661	GHE ECO Heater 600W chrome, D Adapter, no remote	600
G-GHE-5904178081722	GHE ECO Heater 600W chrome, O Adapter, no remote	600
G-GHE-5904178085690-21	GHE ECO Heater 600W black RAL9005 MATT, 30x30 Adapter, no remote	600
G-GHE-5904178085874-21	GHE ECO Heater 600W black RAL9005 MATT, 40x30 Adapter, no remote	600
G-GHE-5904178081845-21	GHE ECO Heater 600W black RAL9005 MATT, D Adapter, no remote	600
G-GHE-5904178081784-21	GHE ECO Heater 600W black RAL9005 MATT, O Adapter, no remote	600
G-GHE-5904178085690-14	GHE ECO Heater 600W graphite str, 30x30 Adapter, no remote	600
G-GHE-5904178085874-14	GHE ECO Heater 600W graphite str, 40x30 Adapter, no remote	600
G-GHE-590417808184514	GHE ECO Heater 600W graphite str, D Adapter, no remote	600
G-GHE-590417808178414	GHE ECO Heater 600W graphite str, O Adapter, no remote	600
G-GHE-5904178085690-13	GHE ECO Heater 600W anthracite str, 30x30 Adapter, no remote	600
G-GHE-5904178085874-13	GHE ECO Heater 600W anthracite str, 40x30 Adapter, no remote	600
G-GHE-5904178081845-13	GHE ECO Heater 600W anthracite str, D Adapter, no remote	600
G-GHE-5904178081784-13	GHE ECO Heater 600W anthracite str, O Adapter, no remote	600
G-GHE-5904178085959	GHE ECO Heater 900W white RAL9016, 30x30 Adapter, no remote	900
G-GHE-5904178086130	GHE ECO Heater 900W white RAL9016, 40x30 Adapter, no remote	900
G-GHE-5904178081616	GHE ECO Heater 900W white RAL9016, D Adapter, no remote	900
G-GHE-5904178081555	GHE ECO Heater 900W white RAL9016, O Adapter, no remote	900
G-GHE-5904178086017	GHE ECO Heater 900W chrome, 30x30 Adapter, no remote	900
G-GHE-5904178086192	GHE ECO Heater 900W chrome, 40x30 Adapter, no remote	900
G-GHE-5904178081678	GHE ECO Heater 900W chrome, D Adapter, no remote	900
G-GHE-5904178081739	GHE ECO Heater 900W chrome, O Adapter, no remote	900
G-GHE-5904178085706-21	GHE ECO Heater 900W black RAL9005 MATT, 30x30 Adapter, no remote	900
G-GHE-5904178085881-21	GHE ECO Heater 900W black RAL9005 MATT, 40x30 Adapter, no remote	900
G-GHE-5904178081852-21	GHE ECO Heater 900W black RAL9005 MATT, D Adapter, no remote	900
G-GHE-5904178081791-21	GHE ECO Heater 900W black RAL9005 MATT, O Adapter, no remote	900
G-GHE-5904178085706-14	GHE ECO Heater 900W graphite str, 30x30 Adapter, no remote	900
G-GHE-5904178085881-14	GHE ECO Heater 900W graphite str, 40x30 Adapter, no remote	900
G-GHE-590417808185214	GHE ECO Heater 900W graphite str, D Adapter, no remote	900
G-GHE-590417808179114	GHE ECO Heater 900W graphite str, O Adapter, no remote	900
G-GHE-5904178085706-13	GHE ECO Heater 900W anthracite str, 30x30 Adapter, no remote	900
G-GHE-5904178085881-13	GHE ECO Heater 900W anthracite str, 40x30 Adapter, no remote	900
G-GHE-5904178081791-13	GHE ECO Heater 900W anthracite str, O Adapter, no remote	900
G-GHE-5904178081791-13	GHE ECO Heater 900W anthracite str, O Adapter, no remote	900



Nakładka przekrój D



Nakładka przekrój O



Nakładka przekrój

Included as standard: cable and plug. Possibility of concealed wall connection.



## ELECTRIC HEATER GV

WITH THERMOSTAT



LATA  
2  
GWARANCJI


Index	Description	Power (W)
G-GV-2010211100000	GV heater 300W white RAL9016 gloss No tee fitting	300
G-GV-2210211100000	GV heater 300W black RAL9005 matt No tee fitting	300
G-GV-2060311100000	GV heater 300W Silver Metallic No tee fitting	300
G-GV-2230311100000	GV heater 300W chrome No tee fitting	300
G-GV-3010211100000	GV heater 600W white RAL9016 gloss No tee fitting	600
G-GV-3210211100000	GV heater 600W black RAL9005 matt No tee fitting	600
G-GV-3060311100000	GV heater 600W Silver Metallic No tee fitting	600
G-GV-3230311100000	GV heater 600W chrome No tee fitting	600
G-GV-4010211100000	GV heater 900W white RAL9016 gloss No tee fitting	900
G-GV-4210911100000	GV heater 900W black RAL9005 matt No tee fitting	900
G-GV-4060311100000	GV heater 900W Silver Metallic No tee fitting	900
G-GV-4230311100000	GV heater 900W chrome No tee fitting	900





## RADIATOR ACCESSORIES

Tee fitting .....	94
Extensions, rosettes .....	94
Valve connectors .....	94
Valves and connectors.....	95–96
Hangers .....	97–98
Color chart .....	98



ACCESSORIES




## TEE FITTING

Index	Description
A-TR-23	Tee fitting chrome
A-TR-01	Tee fitting white RAL9016 gloss



## EXTENSIONS, ROSETTES

Index	Description
A-PR-01401523	Extension piece 0140 15 chrome
A-RO-0123	Single rosette chrome
A-RO-0223	Double rosette chrome
A-RO-0501	Double rosette Schlosser 150/70 L50 white
A-RO-0513	Double rosette Schlosser 150/70 L50 anthracite STR.
A-RO-0514	Double rosette Schlosser 150/70 L50 graphite str.
A-RO-0521	Double rosette Schlosser 150/70 L50 black RAL9005
A-RO-0523	Double rosette Schlosser 150/70 L50 chrome
A-RO-0601	Brass tube Schlosser Ø22MM white - 2 pcs.
A-RO-0613	Brass tube Schlosser Ø22MM anthracite str. - 2 pcs.
A-RO-0614	Brass tube Schlosser Ø22MM graphite str. - 2 pcs.
A-RO-0621	Brass tube Schlosser Ø22MM black RAL9005 - 2 pcs.
A-RO-0623	Brass tube Schlosser Ø22MM chrome - 2 pcs.



## CONNECTORS

Index	Description
Z-ZL-602500001	Schlosser CU connectors GW 3/4 - 2 pcs.
Z-ZL-602500003	Schlosser CU connectors white - 2 pcs.
Z-ZL-602500002.S0046	Schlosser CU connectors Anthracite str - 2 pcs.
Z-ZL-602500002.S0036	Schlosser CU connectors Graphite str - 2 pcs.
Z-ZL-602500003.90051	Schlosser CU connectors RAL9005 Black matt - 2 pcs.
Z-ZL-602500004	Schlosser CU connectors chrome - 2 pcs.
Z-ZL-602600001	Schlosser PEX connectors GW 3/4 - 2 pcs.
Z-ZL-602600005	Schlosser PEX connectors white - 2 pcs.
Z-ZL-602600003.S0046	Schlosser PEX connectors anthracite p. - 2 pcs.
Z-ZL-602600003.S0036	Schlosser PEX connectors graphite - 2 pcs.
Z-ZL-602600003.90051	Schlosser PEX connectors RAL9005 Black matt - 2 pcs.
Z-ZL-602600006	Schlosser PEX connectors chrome - 2 pcs.
Z-ZL-A59004B	Carlo Poletti connectors 1/2 CU chrome - 2 pcs. for CUBE
Z-ZL-A59004R	Carlo Poletti connectors 1/2 CU satin - 2 pcs. for CUBE
Z-ZL-A59102B	Carlo Poletti connectors 1/2 PEX chrome - 2 pcs. for CUBE
Z-ZL-A59102R	Carlo Poletti connectors 1/2 PEX satin - 2 pcs. for CUBE

## AIR VENTS

Index	Description
S-061-003	Air vent G1/2 with O-ring, head with SW22 key, brass, nickel-plated
S-061-004	Air vent G1/2 with O-ring, flat, with 6-sided socket, brass, nickel-plated
S-061-005	Air vent G1/8 with O-ring, brass, nickel-plated
S-061-001	G1/2 plug with O-ring, head with SW22 key, brass, nickel-plated
S-061-002	G1/2 plug with O-ring, flat, with 6-sided socket, brass, nickel-plated



## BRACKETS

Index	Description
	Complete set of brackets for a radiator.





## VALVES AND CONNECTORS

Index	Description
Z-ZA-600600005	Brillant Plus thermostatic valve HEAD Schlosser white
Z-ZA-600600009	Brillant Plus thermostatic valve HEAD Schlosser chrome



Index	Description
Z-ZL-602500001	Schlosser CU connectors GW 3/4 - 2 pcs.
Z-ZL-602600001	Schlosser PEX connectors GW 3/4 - 2 pcs.
Z-ZA-600800019	Schlosser Double H-valve for a V-type radiator set white
Z-ZA-601000044.S0046	Schlosser Exclusive Double H-valve for a V-type radiator set Anthracyt str
Z-ZA-600800072.90051	Schlosser Double H-valve for a V-type radiator set black RAL9005 matt
Z-ZA-601000024	Schlosser Exclusive Double H-valve for a V-type radiator set chrome



Index	Description
Z-ZA-602200066	Schlosser Mini thermostatic Valve right-axial configuration white head on the supply side
Z-ZA-602200067	Schlosser Mini thermostatic Valve left-axial configuration white head on the supply side
Z-ZA-602200132.90051	Schlosser Mini thermostatic Valve right-axial configuration black 9005 MATT head on the supply side
Z-ZA-602200133.90051	Schlosser Mini thermostatic Valve left-axial configuration black 9005 MATT head on the supply side
Z-ZA-602200068	Schlosser Mini thermostatic Valve right-axial configuration chrome head on the supply side
Z-ZA-602200069	Schlosser Mini thermostatic Valve left-axial configuration chrome head on the supply side



Head on the supply side left-sided



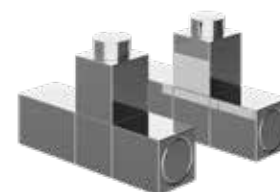
Head on the supply side right-sided

Index*	Description
Z-ZA-200KB015M16.12	Vero angle radiator valve set white PEX
Z-ZA-200KB015R15	Vero angle radiator valve set white CU
Z-ZA-200KC015M16.2	Vero angle radiator valve set chrome PEX
Z-ZA-200KC015R15	Vero angle radiator valve set chrome CU

\*Connectors included in the set.



Index	Description
Z-ZA-KV661_662BXX	CUBE Manual Radiator Valves by Carlo Poletti chrome
Z-ZA-KV661_662RXX	CUBE Manual Radiator Valves by Carlo Poletti satin
Z-ZL-A59004B	Carlo Poletti connectors 1/2 CU chrome - 2 pcs. for CUBE
Z-ZL-A59004R	Carlo Poletti connectors 1/2 CU satin - 2 pcs. for CUBE
Z-ZL-A59102B	Carlo Poletti connectors 1/2 PEX chrome - 2 pcs. for CUBE
Z-ZL-A59102R	Carlo Poletti connectors 1/2 PEX satin - 2 pcs. for CUBE





## VALVES AND CONNECTORS

Index	Description
Z-ZA-ENX605100010	Schlosser thermostatic tee kit right-sided white
Z-ZA-ENX605100011	Schlosser thermostatic tee kit left-sided white
Z-ZA-ENX605100012	Schlosser thermostatic tee kit right-sided chrome
Z-ZA-ENX605100013	Schlosser thermostatic tee kit left-sided chrome
Z-ZL-602500003	Schlosser CU connectors white - 2 pcs.
Z-ZL-602500004	Schlosser CU connectors chrome - 2 pcs.
Z-ZL-602600005	Schlosser PEX connectors white - 2 pcs.
Z-ZL-602600006	Schlosser PEX connectors chrome - 2 pcs.



Temperature control on the supply side.

Right-side valve shown

The set enables the connection of the heating element in a bypass through the valve.

Index	Description
Z-ZA-602100001	Schlosser Duoplex Thermostatic Valverigh-sided White head on the return side
Z-ZA-602100003	Schlosser Duoplex Thermostatic Valveleft-sided White head on the return side
Z-ZA-602100055.90051	Schlosser Duoplex Thermostatic Valverigh-sided Black RAL9005 matt head on the return side
Z-ZA-602100056.90051	Schlosser Duoplex Thermostatic Valveleft-sided Black RAL9005 matt head on the return side
Z-ZA-602100005	Schlosser Duoplex Thermostatic Valverigh-sided chrome head on the return side
Z-ZA-602100007	Schlosser Duoplex Thermostatic Valveleft-sided chrome head on the return side
Z-ZL-602500003	Schlosser CU connectors White - 2 pcs.
Z-ZL-602500004	Schlosser CU connectors chrome - 2 pcs.
Z-ZL-602500003.90051	Schlosser CU connectors RAL9005 Black matt - 2 pcs.
Z-ZL-602600005	Schlosser PEX connectors White - 2 pcs.
Z-ZL-602600006	Schlosser PEX connectors chrome - 2 pcs.
Z-ZL-602600003.90051	Schlosser PEX connectors RAL9005 Black matt - 2 pcs.



left-sided



right-sided

Temperature regulation on the return side.

Index	Description
Z-ZA-1184184	Multiblock valve white Oventrop
Z-ZA-1184284	Multiblock valve Chrom Oventrop
Z-ZA-1184484	Multiblock valve Antracyt Oventrop
Z-ZL-602500001	Schlosser CU GW 3/4 connectors - 2 pcs. for Multiblock valve
Z-ZL-602600001	Schlosser PEX GW 3/4 connectors -2 pcs. for Multiblock valve



Any supply and return side can be used.  
Thermostatic head on the left side.

Index	Description
Z-ZA-602400051	Schlosser T-connection block angle set right-sided White
Z-ZA-602400052	Schlosser T-connection block angle set left-sided White
Z-ZA-602400053	Schlosser T-connection block angle set right-sided Chrom
Z-ZA-602400054	Schlosser T-connection block angle set left-sided Chrom
Z-ZL-602500003	Schlosser CU connectors white - 2 pcs.
Z-ZL-602500004	Schlosser CU connectors chrome - 2 pcs.
Z-ZL-602600005	Schlosser PEX connectors white - 2 pcs.
Z-ZL-602600006	Schlosser PEX connectors chrome - 2 pcs.



Temperature regulation on the return side.  
Left-side valve shown



## HANGERS

Index	Description	For mounting on radiators from the series
A-WI-010pkt23000	HA hanger 0pkt chrome Standard	Mango MG, ML



Index	Description	For mounting on radiators from the series
A-WI-080pkt23000	HS hanger 0pkt chrome Standard	Memfis MS, Santos ST, Libra L



Index*	Description	For mounting on radiators from the series
A-WI-15045002000	HRVW hanger (Revo hook); 450mm; white 9016 MATT Standard	Revo RV
A-WI-15055502000	HRVW hanger (Revo hook); 555mm; white 9016 MATT Standard	
A-WI-16045002000	HRVP hanger (Revo shelf); 450mm; white 9016 MATT Standard	
A-WI-16055502000	HRVP hanger (Revo shelf); 555mm; white 9016 MATT Standard	



\*Available in colors from the RAL palette.

Index*	Description	For mounting on radiators from the series
A-WI-040pkt01000	HK hanger 0pkt white RAL9016 gloss Standard	Capri C, Royal R, Rama RM, Trend TD, Tango TG, Focus F, FX, FB, Pini P, Dalis D, Irys I, Uno U
A-WI-040pkt23000	HK hanger 0pkt chrome Standard	



Index*	Description	For mounting on radiators from the series
A-WI-02036501000	HD hanger 0365 white RAL9016 gloss Standard	Dalis D, DCh, Trend TD, TDCh, Focus F, FX, FB, FCh
A-WI-02036523000	HD hanger 0365 chrome Standard	
A-WI-02050001000	HD hanger 0500 white RAL9016 gloss Standard	
A-WI-02050023000	HD hanger 0500 chrome Standard	
A-WI-02065001000	HD hanger 0650 white RAL9016 gloss Standard	
A-WI-02065023000	HD hanger 0650 chrome Standard	



\*\*Available in all colors offered by ENIX, for an additional charge.



## HANGERS

Index*	Description	For mounting on radiators from the series
A-WI-06037001000	HP hanger 0370 white RAL9016 gloss Standard	Pini P, PCh, PXCh, Tango TG, Rama RM, RMXCh
A-WI-06037023000	HP hanger 0370 chrome Standard	
A-WI-06050501000	HP hanger 0505 white RAL9016 gloss Standard	
A-WI-06050523000	HP hanger 0505 chrome Standard	
A-WI-06065501000	HP hanger 0655 white RAL9016 gloss Standard	
A-WI-06065523000	HP hanger 0655 chrome Standard	

\*Available in all colors offered by ENIX.

Index	Description	For mounting on radiators from the series
A-WI-03050023000	HH hanger 0500 chrome Standard	Hiacynth H, HX, Haber HB

Index	Description	For mounting on radiators from the series
A-WI-07053223000	HQ hanger 0532 chrome Standard	Quatro Q, QX, QB, EQB Lamelo LM, LMX

Index	Description	For mounting on radiators from the series
A-WI-12045026000	HMS hanger 0450 INOX Standard - Memfis 420	Memfis MS
A-WI-12054626000	HMS hanger 0546 INOX Standard - Memfis 516	Memfis MS
A-WI-12064426000	HMS hanger 0644 INOX Standard - Memfis 615	Memfis MS

Index	Description	For mounting on radiators from the series
A-WI-13041026000	HST hanger 0410 INOX Standard - Santos 376	Santos ST
A-WI-13050626000	HST hanger 0506 INOX Standard - Santos 472	
A-WI-13060426000	HST hanger 0604 INOX Standard - Santos 568	
A-WI-14044026000	HSTP hanger 0440 INOX Standard - Santos Plus 376	Santos Plus STP, Plaine Vertical VP, Plaine Art Vertical VS
A-WI-14053626000	HSTP hanger 0536 INOX Standard - Santos Plus 472	
A-WI-14063226000	HSTP hanger 0632 INOX Standard - Santos Plus 568	



## COLOR CHARTS


Index	Description
A-MARP-WZORKOLN7	ENIX Color chart

\*\*Available in all colors offered by ENIX, for an additional charge.









CONNECTION DIAGRAMS



## LEGEND:

ZP - RETURN VALVE

ZR - REGULATING VALVE

ZT - THERMOSTATIC VALVE

T - THREE-WAY CONNECTOR

## CONNECTION DIAGRAMS:

DIAGRAM I  
CARLO POLETTI CUBE  
VERO



DIAGRAM II  
SCHLOSSER MINI THERMOSTATIC VALVE

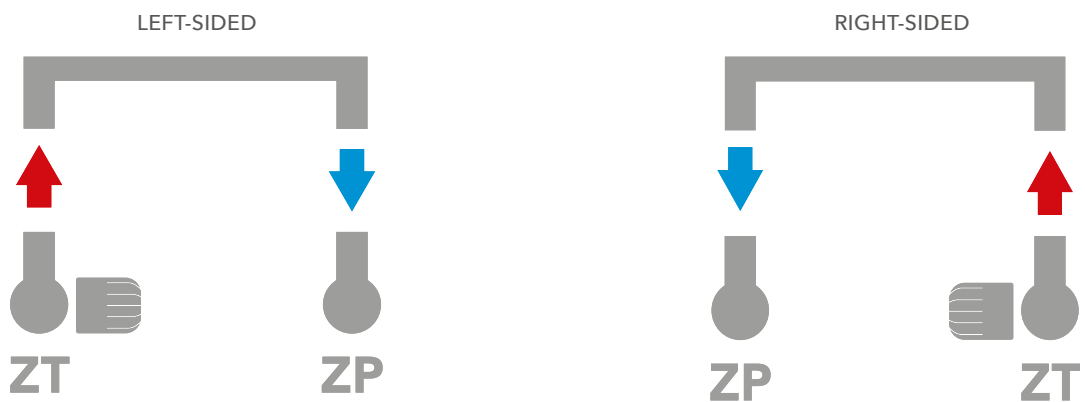






DIAGRAM III  
VERO

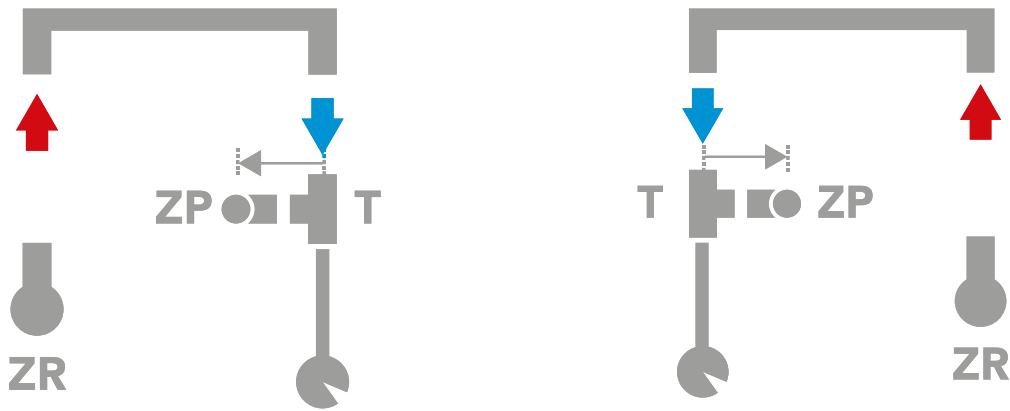


DIAGRAM IV  
SCHLOSSER MINI THERMOSTATIC VALVE





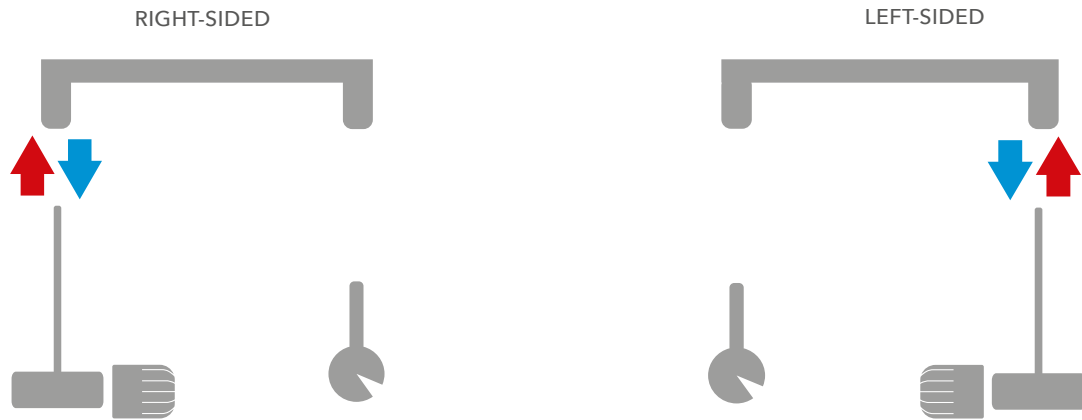
DIAGRAM V  
SCHLOSSER THERMOSTATIC TEE KIT





## DIAGRAM VI

### SCHLOSSER T-CONNECTION BLOCK ANGLE SET



## DIAGRAM VII

### OVENTROP MULTIBLOCK UNIVERSAL

HEAD ALWAYS ON THE LEFT SIDE  
ANY SUPPLY AND RETURN SIDE



## DIAGRAM VIII

### SCHLOSSER DUOPLEX THERMOSTATIC

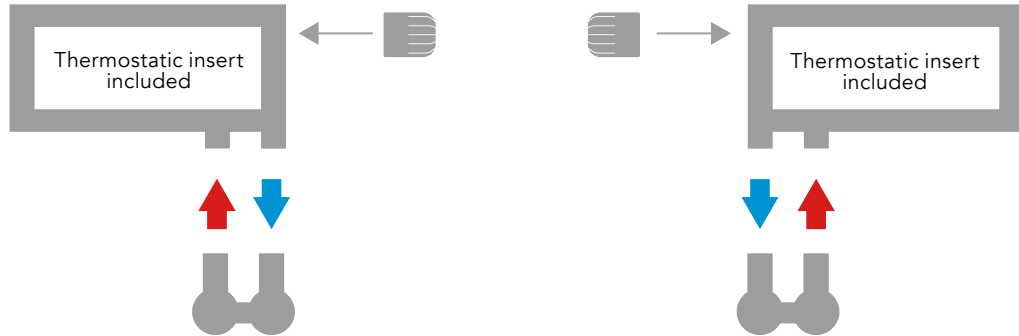
(HEAD ON THE RETURN SIDE)





## DIAGRAM IX

### SCHLOSSER DOUBLE H-VALVE FOR A V-TYPE RADIATOR SET



## DIAGRAM X

### SCHLOSSER MINI VALVE



## DIAGRAM XI

### SCHLOSSER THERMOSTATIC TEE KIT



We welcome you to get in touch:

**CUSTOMER SERVICE OFFICE:**

Mon-Fri, 7:30-15:30 CEST

+48 12 653 54 20

polish: +48 601 180 462

english: +48 665 319 006

german: +48 603 932 086

[office@enix.pl](mailto:office@enix.pl)

**ENIX sp. z o.o.**

ul. Domagały 1

30-841 Kraków

NIP / Tax ID PL 676 001 02 14

[enix.pl](http://enix.pl)